

DIN Rail Terminals

IMO Precision Controls

Often copied, never equalled... since 1972

Founded in 1972, IMO has grown from its UK base to become a global manufacturer and supplier of industrial control and electronic components and systems. Our history is one of innovation. Whether it is the first ever BT Type 47 Approved relay or the first ever compact AC inverter for motor speed control, IMO has always been focused on breaking barriers. That philosophy extends to the company's service model with features such as advanced online customer ordering and visibility, integrated logistics and the industry's first global third party fulfilment agreement described by the trade press as "a deal ahead of its time".

Our quality assured manufacturing sites ensure IMO products continue to be recognized for quality and reliability. Backed by unique warranty periods of up to Five Years and in compliance with all relevant international standards and approvals, customers specifying IMO products can do so with the knowledge and security that they are making a no compromise selection.

We succeed through the success of our customers. Blue Chip manufacturers the world over rely on IMO to help them achieve higher levels of innovation, competitiveness and reliability. It is a philosophy that continues to deliver results and one which creates close and long lasting relationships with our customers world-wide.



IMO Online



The IMO website includes a customer portal for placing orders online and includes an Account Management area, along with all of your historical data. It even makes recommendations based upon your purchasing history. The site also features detailed product search, latest news stories and much more.

 www.imopc.com

Unrivalled service... professionally delivered

It isn't just the fact that we have over 15,000 product lines available, and next day delivery on stock items ordered online by 3.00pm that sets our service apart from the rest. Something that IMO has always excelled in is the level of personalised service we offer to all of our customers, and we believe it is this that truly sets us apart from the competition.

When you become a customer of IMO, you also become part of the family. Our highly trained customer service representatives are quick to learn your requirements, and concentrate on the one thing that we think brings you back to IMO each time, and that is ensuring your happiness through delivering the right products, at the right time, the right price and with a huge amount of care and attention that simply isn't available anywhere else.

Our team of technical specialists know our products inside out, and have years of experience in the field as well as specifically liaising with and helping customers resolve issues to ensure the best possible outcome for them.

Your Success Is Our Success...

Our customers' competitive challenges are of paramount importance to our own success so we work tirelessly to help our customers differentiate their product, improve their service offering and grow their market share. Our approach has allowed us to enjoy long-term relationships with some of the largest blue-chip companies in the world and to help tomorrow's success stories on their journey to prominence.


With customer relationships that, in some cases, go back over 30 years we are proud to have earned and maintained the trust of so many of our customers for so long. Regardless of the evolution of technology and market forces, the basic principles at the heart of our business relationships always remain constant.

Contents

Rail Terminals and Accessories

ER Range	20 - 83
Main Terminals - Screw Cross Connection	22 - 25
Earth Terminals - Screw DIN Rail Fixing	26 - 29
Main Terminals - Push In Cross Connection	30 - 31
Earth Terminals - Snap On	32 - 35
Main Terminals - Multi Input/Output	36 - 37
Main Terminals - Spring Support	38 - 39
Main Terminals - For 15mm DIN Rail	40 - 41
Earth Terminals - For 15mm DIN Rail	42 - 43
Functional Terminals & Sockets	44 - 45
Main Terminals - PV Series	46 - 47
Main Terminals - Bolt Connection	48 - 51
Main Terminals - High Current	52 - 53
Main Terminals - Panel Mount	54 - 55
Main Terminals - Bolt On	56 - 57
Main Terminals - Double Deck	58 - 61
Earth Terminals - Double Deck	62 - 63
Main Terminals - Multi Level	64 - 65
Disconnect Terminals	66 - 71
Test Disconnect Terminals	72 - 79
Distribution Terminals	80 - 81
Fuse Terminals	82 - 85
PF Range	86 - 109
Main Terminals - Push Fit Connection	88 - 89
Earth Terminals - Push Fit Connection	90 - 91
Mini Terminals - Push Fit Connection	92 - 93
Double Deck Terminals - Push Fit Connection	94 - 95
Multi Level Terminals - Push Fit Connection	96 - 97
Sensor Terminals - Push Fit Connection	98 - 99
Fuse & Disconnect Terminals - Push Fit Connection	100 - 103
Multi Input & Multi Output Terminals - Push Fit Connection	104 - 109
SCP Range	110 - 123
Main Terminals - Spring Connection Pluggable	114 - 119
Plug Terminals - Spring Connection Pluggable	120 - 121
Accessories - Spring Connection Pluggable	122 - 123
General Range Accessories	124 - 136
Terminal Strips, Busbars and Clamping Yokes	124 - 125
Marking Strips, Group Marking and Marking Tags	126 - 127
Labelling with Plotter for Screw Type Terminals, Cable Marking Tags and Marking Plates	128 - 129
Marking System	130
End Brackets	131
Seperation Plates	132 - 133
Modular Group Markers, Covers, Sealing Pins, Holding Plates, Rail Adaptors and Warning Labels	134 - 135
Mounting Rails, Brackets and Assemblies	136 - 137
Index	138 - 139


ER2.5
Page: 22




ER4
Page: 22



ER6
Page: 23



ER10
Page: 23



ER16
Page: 23



ER16P
Page: 24



ER25P
Page: 24



ER35I
Page: 25



ER35IA
Page: 25



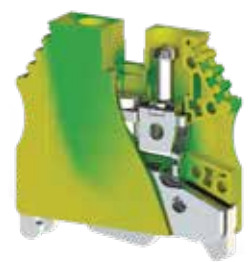
ER35P
Page: 25




ERPEY2.5/4
Page: 26




ERPEY6
Page: 26




ERPEY10
Page: 27



ERPEY16P
Page: 27



ERPEY35P
Page: 27



ERPEY35
Page: 27



ERPEY35A
Page: 28



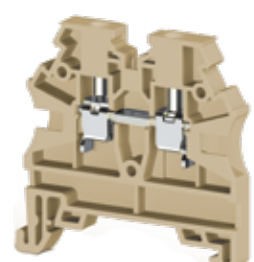
ERPEY50
Page: 28



ERPEY10PSD4
Page: 29




ER2.5P
Page: 30




ER4P

Page: 30




ER2.5DD

Page: 31




ER2.5CC

Page: 31



ER4CC

Page: 31



ER4N

Page: 31



ERPE2.5P

Page: 32




ERPE4P

Page: 32




ERPE4NEP

Page: 33




ERPE2.5NEP

Page: 33




ERDTPE2.5

Page: 34




ERDTPE4

Page: 34



ER10SD4

Page: 36



ER4SD

Page: 36



ER4DDCC

Page: 37



ERY4

Page: 38



ERY6

Page: 38




ERY10

Page: 39




ER2.5-T15

Page: 40




ER4-T15

Page: 40



ERPE2.5-T15

Page: 42




ERPE4-T15

Page: 42




ER2.5F

Page: 44




ER2.5FDD

Page: 44



ER2.5SKT

Page: 45



ER2.5SKTD

Page: 45



ER16PV

Page: 46




ER35PV

Page: 46



ER50PV

Page: 47



ER70PV

Page: 47



ER70GPV

Page: 47



ER2.5IR

Page: 48




ER2.5IRK

Page: 48



ERPE2.5IR

Page: 49



ER6IR

Page: 49



ER6IRK

Page: 49



ERPE6IR

Page: 49



ER25IR

Page: 50



ER25IRM6

Page: 50



ER6IF

Page: 51



ER10IF

Page: 51



ER50
Page: 52



ER70P
Page: 52



ER95
Page: 53




ER150
Page: 53



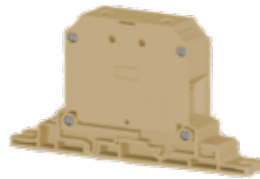
ER240
Page: 53




ER50IA
Page: 54



ER70IA
Page: 54




ER95IA
Page: 55



ER150IA
Page: 55



ER240IA
Page: 55



ERB95
Page: 56




ERB150
Page: 56




ERB240
Page: 57



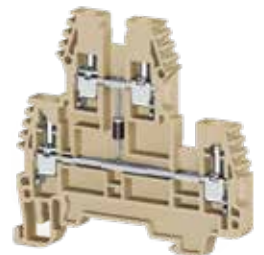
ERD2.5
Page: 58




ERD2.5V
Page: 58




ERD2.5D (R)
Page: 59




ERD2.5LD
Page: 59




ERD4
Page: 60



ERD4V
Page: 60




ERD4D (R)
Page: 61



ERD4LD

Page: 61



ERD4H

Page: 61




ERD10

Page: 61




ERPED2.5

Page: 62




ERPED4

Page: 62



ERT3

Page: 64




ERT2E

Page: 64




ERT3E

Page: 65




ERT3S

Page: 65




ERT3SLD

Page: 65



ERT3SLDP

Page: 65



ERTD2

Page: 66



ERTD4

Page: 66



ERTD2.5SD

Page: 67



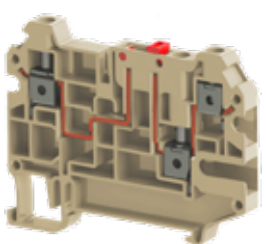
ERTD2.5DD

Page: 67



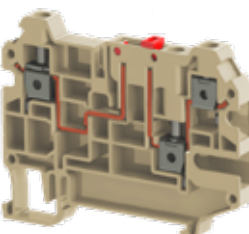
ERTD2.5

Page: 67




ERTD4SD

Page: 67




ERTD4DD

Page: 68




ERTD4SKT

Page: 68



ERTD4SKTD


Page: 69



ERTD4A
Page: 69



ERTD6B
Page: 69



ERTD3
Page: 69




ERTD3M
Page: 70




ERTD3B
Page: 70



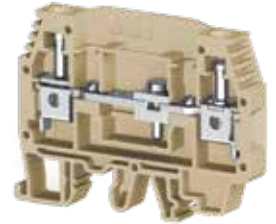
ERWT1-0N
Page: 72




ERTW1-1N
Page: 72




ERW1-1TN
Page: 73




ERWT1-2TN
Page: 73




ERWT1S-0N
Page: 73



ERWT1S-1N
Page: 73



ERWT1S-1TN
Page: 74



ERWT2-0N
Page: 74



ERWT2-1N
Page: 75



ERWT2-2N
Page: 75




ERWT2-1TN
Page: 75




ERWT2-2TN
Page: 75




ERWT2C-0N
Page: 76



ERWT3C-0N
Page: 76




ERWT3C-1N
Page: 77




ERWT3C-2N

Page: 77




ERWT3C-1TN

Page: 77




ERWT3C-2TN

Page: 77



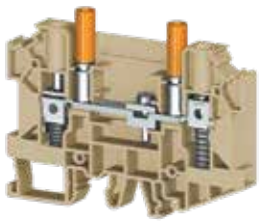
ERWT4CC-2TN

Page: 78



ERWT6-2TN

Page: 78



ERWT6M-2TN

Page: 79




ERWT6IR-2N

Page: 79



ERWT6MIR-2N

Page: 79



ERDT10/16

Page: 80



ERDT-S10/16

Page: 80



ERDT10/16-2

Page: 81



ERDT10/16-3

Page: 81



ERDT10/16-4

Page: 81



ERDT10/16-5

Page: 81



ERF2

Page: 82




ERF2LD

Page: 82



ERF3M

Page: 83



ERF3MLD

Page: 83



ERF3

Page: 83




ERF3LD


Page: 83



ERD4F
Page: 84




ERFD4DDL
Page: 84




ERF5
Page: 85




ERF5LD
Page: 85



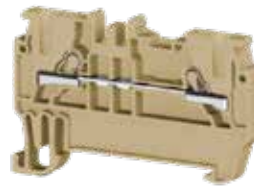
ERF4
Page: 85



ERF4LD
Page: 85



PF1.5
Page: 88



PF2.5
Page: 88



PF4
Page: 89



PF6
Page: 89



PF10
Page: 89



PF16
Page: 89



PFPE1.5P
Page: 90




PFPE2.5P
Page: 90



PFPE4P
Page: 91



PFPE6P
Page: 91



PFPE10P
Page: 91



PFPE16P
Page: 91



PFMR2.5
Page: 92



PFT
Page: 92




PFM2.5

Page: 93



PFM2.5T

Page: 93



PFD2.5

Page: 94




PFD2.5V

Page: 94



PFD2.5LD-24VDC

Page: 95



PFD2.5LD-220VAC

Page: 95



PFD2.5D

Page: 95



PFD2.5DR

Page: 95



PFD4

Page: 96



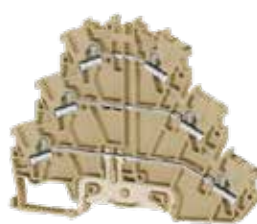
PFT3

Page: 96



PFT2E

Page: 97



PFT3E

Page: 97




PFT3S

Page: 98



PFT3SLDN

Page: 98



PFT3SLDP

Page: 99




PFF4/520

Page: 100



PFF4/525

Page: 100



PFF4LD520-24VDC

Page: 101



PFF4LD520-220VAC

Page: 101



PFF4LD525-24VDC

Page: 101



PFF4LD525-220VAC

Page: 101



PFF4632

Page: 102



PFF4LD632-24VDC

Page: 102



PFF4LD632-220VAC

Page: 103



PFTD2.5

Page: 103



PFTD2.52

Page: 103



PFTD2.54

Page: 103



PFD1.5SD

Page: 104



PFD1.5PE

Page: 104



PFD1.5C

Page: 105



PFD2.5CPE

Page: 105




PFD2.5E

Page: 105



PFD2.5PE

Page: 105




PFD2.5C

Page: 106



PFD2.5CPE

Page: 106



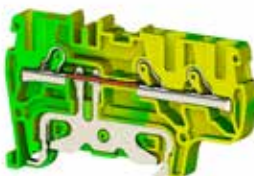
PFD4E

Page: 107



PFD4PE

Page: 107



PFD4C

Page: 107



PFD4CPE

Page: 107



PFD6E

Page: 108



PFD6PE

Page: 108



PFD6C

Page: 109




PFD6CPE

Page: 109




SCP2.5GREY

Page: 114




SCPPP2.5GREY

Page: 114



SCP212.5GREY

Page: 115




SCP22K2.5GREY

Page: 115




SCP222.5GREY

Page: 115




SCP22D2.5GREY

Page: 116




SCP22DB2.5GREY

Page: 116




SCP22DLP2.5GREY

Page: 117




SCPPE2.5P

Page: 117




SCPPPPE2.5P

Page: 117




SCP21PE2.5P

Page: 118




SCP22PE2.5P

Page: 118




SCP22DBPE2.5P

Page: 119



SCP-H02.5

Page: 119



SCP-FM2.5

Page: 119



SCP-HM2.5

Page: 119



SCP-PT2.5

Page: 120



SCP-PTCC2.5

Page: 120



SCP-PTA2.5

Page: 121



SCP-PTD2.5

Page: 121




DIN Terminals

DIN Terminals are components and systems the main function of which is to ensure safe and secure electrical and mechanical conductor connections. The term covers all conceivable types, designs and forms of connection. From the application point of view, the most important group of terminals is that of rail mounted modular terminal blocks.

- The current carrying bar must be made of metals which reduce electrical losses to minimum.
- Insulation material must be non-flammable and self extinguishing.
- The screw must not be loosened due to vibration.
- The current carrying bar must have such a form that the conductor has a strong contact area in the connection point.

The DIN rail terminal range with accessories can provide the best solution for all applications.



Materials

IMO DIN terminals are made of selected standard materials. Insulating materials, clamping and conducting metals are subjected to strict quality control as required by stringent international standards.

Clamping yokes are made from high grade, strain crack proof and corrosion proof copper alloy which is also zinc plated to increase the resistance to corrosion. Current bars are made out of brass / electrolytic copper. Coating of tin / lead oxide, nickel while ensuring surface protection guarantees very low contact resistance.

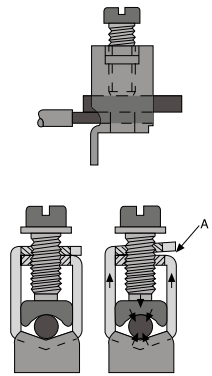
Engineering thermoplastic PA66 has excellent electrical, mechanical and chemical characteristics even at temperatures as high as 100 °C and contain no cadmium based color pigments. Polyamide 6.6 moulded housing absorbs humidity from its surroundings. This makes the plastic material elastic and fracture proof even at temperatures as low as -40 °C. Being a self extinguishing material it is difficult to ignite and burns only as long as there is a longlasting supporting flame. It is rated V0 or V2 according to UL94. Good aging resistance and insensitivity to ultraviolet light makes it suitable for tropical and open air applications.

Connection Systems

Screw Connection (ER)

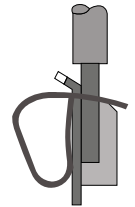
This is the most popular of all known methods of connection. Screw connection refers to any connection in which the conductor is stripped of its insulation and clamped without any special preparation. IMO screw clamp system is constructed to protect loosening.

When the screw is tightened, the resultant pressure pulls apart both halves of the clamping yoke which generates a particularly high locking action on the screw. These clamping systems provide excellent vibration resistance.



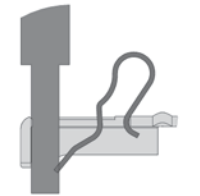
Spring Clamp System (SCP)

The stainless steel spring presses the conductor directly against the current bar. Due to the special construction of the clamping body, the contact force is further increased when pulling the conductor.



Push Fit System (PF)

An evolution of the spring clamp system which allows tool free installation, offering up to 70% time saving.



Main Terminology

Modular DIN Terminals: Modular DIN terminals are used worldwide. Whether they be in distribution boards, control centers or machine control systems, in ships, power stations or railway rolling stock, IMO DIN terminals guarantee safe connections in all low voltage installations. In view of this versatile and worldwide application, the materials used and the technical data achieved meet the highest quality standard. Approvals have been obtained from all major industrial countries.

Rated Cross-Section (CSA): The rated Cross-Section of a terminal block is the value of conductor Cross-Section (mm²/AWG) which is indicated by the manufacturer and covered by the thermal, mechanical and electrical requirements.

Rated Current: The rated current of a terminal block is the current value which the thermal, allows the TB to meet mechanical and electrical requirements when using the rated Cross-Section.

The Rated Voltage: The rated voltage of a terminal block is the voltage specified according to the materials creepage and clearance distances that does not allow any deformation of the product.

Nominal Dimensions: Nominal dimensions are the overall dimensions of the terminal block with fixings, but without tolerances. Generally a tolerance of +0.2 mm. must be allowed during design when mounting in rows.

Insulation Stripping Length: The required stripping length for every IMO product is stated in mm.

End Plate: The last terminal in a rail mounted assembly must be enclosed whether included in the design or with the addition of an end plate.

Partition: The partition is required for the visual separation of circuits or for electrical separation in case of adjacent cross connections.

Small Partition: Small partitions can be inserted after assembly into terminal blocks of up to a Max. thickness of 10 mm. between cross connections and test sockets.

Conductors

Aluminum and copper conductors can be used for the connection of terminals, however copper conductors are used more frequently. These conductors are then divided into two main categories.

- 1- Rigid conductors
 - a- Solid strand
 - b- Conductors
- 2- Fine Strand

Conductor cross sections are normally specified as metric and American Wire Gauge.

Metric mm ²	American AWG / kcmil	Equivalent Cross-Sec. area mm ²
0.2	24	0.205
0.34	22	0.324
0.5	20	0.519
0.75	18	0.82
1	-	-
1.5	16	1.3
2.5	14	2.1
4	12	3.3
6	10	5.3
10	8	8.4
16	6	13.3
25	4	21.2
35	2	33.6
50	0	53.5
70	00	67.4
95	000	85
-	0000	107.2
120	250 kcmil	127
150	300 kcmil	152
185	350 kcmil	177
240	500 kcmil	253
300	600 kcmil	304

AWG : (American Wire Gauge) American standard of measure
 1 kcmil: 1000 cmils
 1 cmil : (1 circular mil) the area of a circle with a Width of one mil
 1 mil : 1/1000 inch

Creepage & Clearance

Correspondingly, if the creepage and clearance distance is less than 3 mm, a small groove may reduce to 1/3 this clearance and creepage distance.

The measuring methods of creepage and clearance distances are specified in IEC 60947-1.

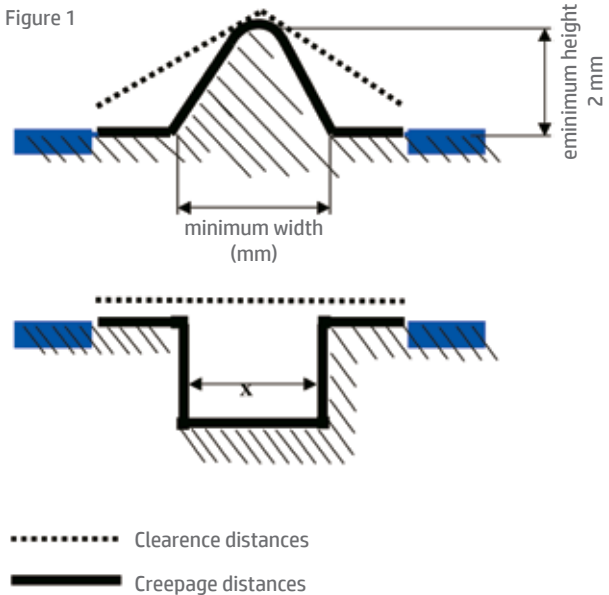
Projections can increase the creepage distance (FIGURE 1).

IMO terminals are pollution degree 3 rated according to IEC 60947-1.

Note: Conductive pollution or dry, non-conductive pollution occurs liable to be rendered conductive through anticipated moisture condensation.

Pollution Degree	Minimum Width "x" in mm
1	0.25
2	1.0
3	1.5
4	2.5

Figure 1



Pollution Severities

Pollution Severity is a classification of environmental conditions under which a terminal block operates and it is environmental correction which determines the creepage and clearance distances and therefore the isolation of the product.

There are 4 identified degrees of pollution and in evaluating creepage and clearance distances.

Pollution Severity 1:

No pollution or only dry and non-conductive pollution.

Pollution Severity 2:

Only non-conductive pollution at a normal level. Besides there may be short-time pollution due to the condensation occurring occasionally.

Pollution Severity 3:

Either conductive or dry and non-conductive pollution occurring due to condensation.

Pollution Severity 4:

Permanent pollution occurring due to conductive dust, rain or snow.

Isolation Material Groups

Material groups are classified in line with the creepage distance indices (CTI) as shown below:

Material group I	$600 \leq \text{CTI}$
Material group II	$400 \leq \text{CTI} < 600$
Material group IIIa	$175 \leq \text{CTI} < 400$
Material group IIIb	$100 \leq \text{CTI} < 175$

Specified CTI values directly affect the creepage distances. Below are the distances as regards to some voltage values.

Distances are in mm.	Pollution Degree 3			
	Material Group			
Rated Voltage Value (V)	I	II	IIIa	IIIb
400	5	5.6	6.3	6.3
500	6.3	7.1	8	8
630	8	9	10	10

Protection Types

PE Conductor: The conductor with Earthing protection only. Mounting rails may be used as protective conductor busbars, provided that the values specified in below table for thermal short-time withstand current and thermal rated current are not exceeded.

Rail Profile	Material	Equivalent E.Cu Cross-Sec. (mm ²)	Short time withstand current (A)	Thermal rated current of a PEN busbar (A)
MR 15 x 5.5	Steel	10	1.2	-
	Copper	25	3	101
	Aluminum	16	1.92	76
G - Type Rail / MR 32	Steel	35	4.2	-
	Copper	120	14.4	269
	Aluminum	70	8.4	192
MR 35 x 7.5	Steel	16	1.92	-
	Copper	50	6	150
	Aluminum	30	4.2	125
MR 35 x 15	Steel	50	6	-
	Copper	150	18	309
	Aluminum	95	11.4	232

PEN Conductor: Is a terminal that functions as both protection and neutral conductor.

Note: Steel busbar or Steel Rails cannot be used as a PEN conductor.

Torque Fastening Values

In screw type terminals torque values are important. If the connector is tightened less than the required value, then higher resistance would occur leading to heating. When extreme force is applied during fastening, the molecular structure of the metal could distort and again heating could occur. Therefore, the nominal torque values specified by IEC should be applied, in order to reduce the risks.

Torque values based on IEC 60947-1 Table 4;	Torque (Nm)		
	I	II	III
Screw Width Values (mm)			
Screws with Widths smaller than 1.6 mm	0.05	0.1	0.1
1.6 - 2	0.1	0.2	0.2
2 - 2.8	0.2	0.4	0.4
2.8 - 3	0.25	0.5	0.5
3 - 3.2	0.3	0.6	0.6
3.2 - 3.6	0.4	0.8	0.8
3.6 - 4.1	0.7	1.2	1.2
4.1 - 4.7	0.8	1.8	1.8
4.4 - 5.3	1.2	2	2
5.3 - 6	2.5	2.5	3
6 - 8	-	3.5	6
8 - 10	-	4	10
10 - 12	-	-	14
12 - 15	-	-	19
15 - 20	-	-	25
20 - 24	-	-	36
Screws with Widths bigger than 24 mm	-	-	50

Ref. Table 4 IEC 60947-1

COLUMN I Applied to the headless screws fixing in the cavity and other screws which cannot be fastened by screw-drivers.

COLUMN II Applied to all screws fastened by screw-drivers.

COLUMN III Applied to screws and nuts fastened by other devices.

Ref: IEC 60947-1/ IEC 60999-1

Note: IMO apply tests to its screw-type terminals with doubled the rated values of IEC torque standards.

Precautions For Aluminium Cable Usage In IMO Terminal Blocks



Note: Conductivity rates of aluminium cables are lower than copper cables and so rated current values indicated in the terminal block data sheets should **not** be considered while using aluminium cables.

When using aluminium cables, the rated current indicated for copper cables should be multiplied by 0.7 the result will give the maximum current value which should not be exceeded unless otherwise indicated.

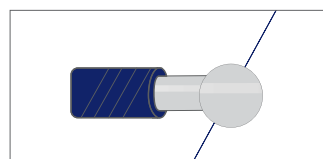
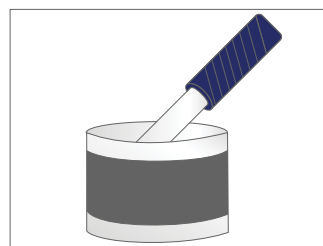
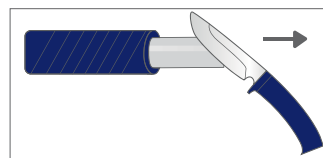
- Aluminium cables are not as flexible as copper cables, therefore they are mostly in solid or stranded form.
- When using aluminium cables, especially the stranded types, conductive materials should be inspected for breaking and cracking.

- Precautions against oxidation should be taken when using aluminium cables.
- There are several special products to protect against oxidation, however the most practical and easy solution is using Vaseline
- Application of Vaseline on the stripped parts of the aluminium cables that will be in contact with the terminal block clamp, will prevent oxidation.

Note: If bare aluminium cable ends come in contact with the air, they will start to rapidly oxidise and if this occurs in the terminal block, voltage values will drop.

- The oxide layer can be done being careful with a knife to not affect the cable cross-section.
- Vaseline is then applied to the surfaces after the cleaning process.

Otherwise, the cross-section of the cable will decrease and terminal temperatures will increase as a result.



Overview

The IMO ER range, screw connection DIN terminals, offer a complete system to satisfy the most stringent requirements and cover a wide range of applications. The terminal blocks impress with their maintenance-free conductor connection and offer maximum flexibility with their multi-conductor connection. You can connect conductors with a nominal cross section either with or without ferrules. It is not necessary to tighten the terminal block screws periodically, since they are prevented from loosening with a unique IMO clamping yoke design. Our range offers a very large conductor cross sections up to 240 mm² and long term stability, due to the high contact forces.

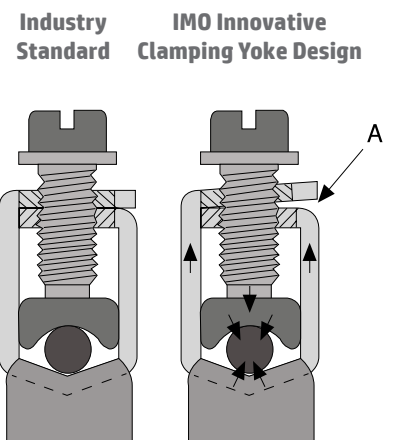
Screw Connection System

Material Properties

The metal parts of the ER screw connection terminal blocks are made from zinc plated high-grade, strain-crack-proof, and corrosion-proof copper alloys as a standard feature. This eliminates the possibility of electrolytic corrosion in the presence of moisture and the risk of rusting. This guarantees good mechanical strength and the highest contact quality. Another advantage is the low temperature rise due to good electrical conductivity. The surface of the metal parts is protected by rust free plating. The insulating housing of the ER screw connection terminal blocks is made from recyclable PA66. This elastic plastic offers high impact strength and is also UV resistant. Further characteristics include the good tropical and termite resistance, high chemical resistance, and excellent aging characteristics. PA66 is used with operating temperatures up to 100°C and is certified for flammability rating V2 according to UL 94.

Connection Principle

ER screw connection terminal blocks are designed for the most stringent requirements. For 20 plus years, they have proven themselves a billion times over in all applications. An important characteristic is the maintenance-free conductor connection. There is no need to retighten the terminal block screws. The screws are prevented from loosening by our exclusive IMO yoke design principle, an innovative screw locking system. Conductors for IMO ER screw connection terminal blocks can be clamped without any pretreatment. Splicing protection can also be implemented in the form of ferrules.



ER Series Terminals

ER Series Screw Connection Rail Terminals provide the whole range of cross sections from 2.5 up to 240 mm². Terminals accessories like Cross Connection, End Plate, Comb Connector are available. Special Marking solutions for each cross section can be provided by Plotter labeling. The colour of products can be selected from the colour table.

Terminal Options & Ordering Codes

ER **2.5** **BEIGE**

Screw Type	ER
Bolt On	ERB
Protective Earth	ERPE
Double Deck	ERD
Multi Level	ERT
Disconnect Terminal	ERTD
Fuse Terminal	ERF
Distribution Terminal	ERDT
Protective Earth	ERDTPE
Test/Disconnect Terminal	ERWT

Colours
For all available colours, please refer to each individual product.

Cross Section


Specific Application	
2.5mm ²	2.5
4mm ²	4
6mm ²	5
10mm ²	10
16mm ²	16
35mm ²	35
50mm ²	50
70mm ²	70
95mm ²	95
150mm ²	150
240mm ²	240

Cross Connector

Screw Type	
Push In Type	P

Application

	Standard Use (All ER Terminals)
PV	Photovoltaic (All ER Terminals)
V	Vertically Bridged (ERD Terminals Only)
D	Diode (ERD Terminals Only)
DR	Diode Reverse (ERD Terminals Only)
LD24AC	24VAC Red LED (ERD Terminals Only)
LD48AC	48VAC Red LED (ERD Terminals Only)
LD110AC	110VAC Red LED (ERD Terminals Only)
LD220AC	220VAC Red LED (ERD Terminals Only)
LD24DC	24VDC Red LED (ERD Terminals Only)
LD48DC	48VDC Red LED (ERD Terminals Only)
LD110DC	110VDC Red LED (ERD Terminals Only)
LD220DC	220VDC Red LED (ERD Terminals Only)
3	Triple Level (ERT Terminals Only)
2E	Double Level with Protective Earth (ERT Terminals Only)
3E	Triple Level with Protective Earth (ERT Terminals Only)
3S	Triple Level Sensor (ERT Terminals Only)
3SLD	Triple Level Sensor with LED - NPN (ERT Terminals Only)
3SLDP	Triple Level Sensor with LED - PNP (ERT Terminals Only)



Alternative Colours Available Upon Request, Minimum Order Quantity May Apply

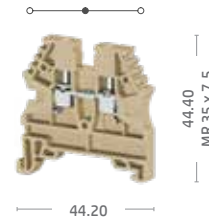
Grey	Blue	Green	Yellow	Red	Black	White	Orange	Brown
------	------	-------	--------	-----	-------	-------	--------	-------

* Certain configurations may not conform to the above

Main Terminals Screw Cross Connection

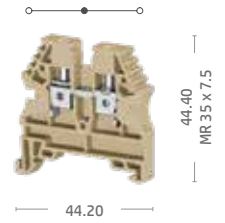
ER2.5

Width: 5 mm



ER4

Width: 6 mm



2.5 mm² Feed Through Terminal Block
For 35mm DIN Rail

4 mm² Feed Through Terminal Block
For 35mm DIN Rail



Electrical Ratings
CE (EN 60947-7-1)
cRUus
VDE (IEC 60947-7-1)
CSA
IECEX

Voltage, V ~	Current, A	Cross Section
750	24	2.5 mm ²
600	20	AWG 26 - 12
750	24	2.5 mm ²
600	20	AWG 28 - 12
630	23	

Voltage, V ~	Current, A	Cross Section
750	32	4 mm ²
600	30	AWG 26 - 10
750	32	4 mm ²
600	30	AWG 28 - 10
630	30.5	

Connection Data
Conductor cross section solid (min.-max.)
Conductor cross section stranded (min.-max.)
2 conductors with same cross section, stranded, TWIN ferrules with plastic sleeve, (min.-max.)
AWG Conductor
Insulation Stripping Length
Torque (min.-max.)
Screwdriver

0.2 - 4 mm ²
0.2 - 4 mm ²
0.5 - 1.5 mm ²
AWG 24 - 12
9 - 10 mm
0.4 - 0.6 Nm
0.6 x 3.5

0.2 - 6 mm ²
0.2 - 6 mm ²
0.5 - 2.5 mm ²
AWG 24 - 10
9 - 10 mm
0.4 - 0.8 Nm
0.6 x 3.5

Technical Data
Rated Impulse Voltage
Insulation material group /
Gauge pin code according to IEC 60947-1
Protection class / Protection conductor type

8/3
1/A3
IP 20 / -

8/3
1/A4
IP 20 / -

Diode Technical Data
Diode Voltage
Diode Current
Diode

Ordering Data
Beige
Grey
Blue
Green
Yellow
Red
Black
White
Orange
Brown

Terminal	Qty.	End Plate	Qty.
ER2.5BEIGE	100	EP2.5-10BEIGE	100
ER2.5GREY	100	EP2.5-10GREY	100
ER2.5BLUE	100	EP2.5-10BLUE	100
ER2.5GREEN	100	EP2.5-10GREEN	100
ER2.5YELLOW	100	EP2.5-10YELLOW	100
ER2.5RED	100	EP2.5-10RED	100
ER2.5BLACK	100	EP2.5-10BLACK	100
ER2.5WHITE	100	EP2.5-10WHITE	100
ER2.5ORANGE	100	EP2.5-10ORANGE	100
ER2.5BROWN	100	EP2.5-10BROWN	100

Terminal	Qty.	End Plate	Qty.
ER4BEIGE	100	EP2.5-10BEIGE	100
ER4GREY	100	EP2.5-10GREY	100
ER4BLUE	100	EP2.5-10BLUE	100
ER4GREEN	100	EP2.5-10GREEN	100
ER4YELLOW	100	EP2.5-10YELLOW	100
ER4RED	100	EP2.5-10RED	100
ER4BLACK	100	EP2.5-10BLACK	100
ER4WHITE	100	EP2.5-10WHITE	100
ER4ORANGE	100	EP2.5-10ORANGE	100
ER4BROWN	100	EP2.5-10BROWN	100

Separation Plate
SP1

Small Partition	Qty.	Large Partition	Qty.
SP1	100	SP2.5-10	25

Small Partition	Qty.	Large Partition	Qty.
SP1	100	SP2.5-10	25

Cross Connection - Comb Connection			
CC2.5/2	25	BB2.5/2	25
CC2.5/3	20	BB2.5/3	20
CC2.5/4	15	BB2.5/4	15
CC2.5/10	5	BB2.5/10	5
CC2.5/50	20		

Part Number	Qty.	Part Number	Qty.
CC2.5/2	25	BB2.5/2	25
CC2.5/3	20	BB2.5/3	20
CC2.5/4	15	BB2.5/4	15
CC2.5/10	5	BB2.5/10	5
CC2.5/50	20		

Part Number	Qty.	Part Number	Qty.
CC4/2	25	BB4/2	25
CC4/3	20	BB4/3	20
CC4/4	15	BB4/4	15
CC4/10	5	BB4/10	5
CC4/20	5		
CC4/50	5		

Control Terminal

--

--

End Bracket			
xx: Beige or Grey			
ES1xx	100		
ES4xx	100		
ES7xx	50		
ES3xx	100		

Part Number	Qty.	Part Number	Qty.
ES1xx	100		
ES4xx	100		
ES7xx	50		
ES3xx	100		

Part Number	Qty.	Part Number	Qty.
ES1xx	100		
ES4xx	100		
ES7xx	50		
ES3xx	100		

Test Plug and Sockets			
TF2	5	TSK3	5
TF2.3	5		
TSK1	5		

Part Number	Qty.	Part Number	Qty.
TF2	5	TSK3	5
TF2.3	5		
TSK1	5		

Part Number	Qty.	Part Number	Qty.
TF2	5	TSK7	5
TF2.3	5		
TSK4	5		

Warning Label			
Available in White and Yellow			
WL1	25	WL2	25

With Symbol	Qty.	Without Symbol	Qty.
WL1	25	WL2	25

With Symbol	Qty.	Without Symbol	Qty.
WL1	25	WL2	25

Group Marking			
GM	50	GM1-2	25
GM1-1	25	GM2-2	25
GM3	50		

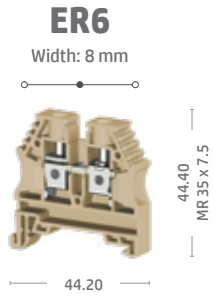
Part Number	Qty.	Part Number	Qty.
GM	50	GM1-2	25
GM1-1	25	GM2-2	25
GM3	50		

Part Number	Qty.	Part Number	Qty.
GM	50	GM1-2	25
GM1-1	25	GM2-2	25
GM3	50		

Unprinted Markers			
DG10/5	440		
DG10/6	360		

Part Number	Qty.	Part Number	Qty.
DG10/5	440		
DG10/6	360		

Part Number	Qty.	Part Number	Qty.
DG10/5	440		
DG10/6	360		



6 mm² Feed Through Terminal Block For 35mm DIN Rail

Voltage, V ~	Current, A	Cross Section
630	41	6 mm ²
600	50	AWG 26 - 8
630	41	6 mm ²
600	40	AWG 28 - 8
630	41	

0.2 - 10 mm ²
0.2 - 10 mm ²
0.5 - 4 mm ²
AWG 24 - 8
10 - 12 mm
0.8 - 1.2 Nm
0.8 x 4

8/3
1/B5
IP 20/ -

Terminal	Qty.	End Plate	Qty.
ER6BEIGE	100	EP2.5-10BEIGE	100
ER6GREY	100	EP2.5-10GREY	100
ER6BLUE	100	EP2.5-10BLUE	100
ER6GREEN	100	EP2.5-10GREEN	100
ER6YELLOW	100	EP2.5-10YELLOW	100
ER6RED	100	EP2.5-10RED	100
ER6BLACK	100	EP2.5-10BLACK	100
ER6WHITE	100	EP2.5-10WHITE	100
ER6ORANGE	100	EP2.5-10ORANGE	100
ER6BROWN	100	EP2.5-10BROWN	100

Small Partition	Qty.	Large Partition	Qty.
SP1	100	SP2.5-10	25

Part Number	Qty.	Part Number	Qty.
CC6/2	25	BB6/2	25
CC6/3	20	BB6/3	20
CC6/4	15	BB6/4	15
CC6/10	5	BB6/10	5

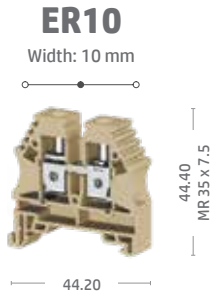
Part Number	Qty.	Part Number	Qty.
ES1xx	100		
ES4xx	100		
ES7xx	50		
ES3xx	100		

Part Number	Qty.	Part Number	Qty.
TF2	5	TSK7	5
TF2.3	5	IKT28	5
TSK1	5		

With Symbol	Qty.	Without Symbol	Qty.
WL1	25	WL2	25

Part Number	Qty.	Part Number	Qty.
GM	50	GM1-2	25
GM1-1	25	GM2-2	25
GM3	50		

Part Number	Qty.	Part Number	Qty.
DG10/5	440		
DG10/6	360		
DG10/8	260		



10 mm² Feed Through Terminal Block For 35mm DIN Rail

Voltage, V ~	Current, A	Cross Section
630	57	10 mm ²
600	65	AWG 16 - 6
630	57	10 mm ²
600	65	AWG 16 - 6
630	57	

0.5 - 16 mm ²
0.5 - 16 mm ²
0.5 - 6 mm ²
AWG 20 - 6
10 - 12 mm
1.2 - 1.8 Nm
0.8 x 4

8/3
1/B6
IP 20/ -

Terminal	Qty.	End Plate	Qty.
ER10BEIGE	100	EP2.5-10BEIGE	100
ER10GREY	100	EP2.5-10GREY	100
ER10BLUE	100	EP2.5-10BLUE	100
ER10GREEN	100	EP2.5-10GREEN	100
ER10YELLOW	100	EP2.5-10YELLOW	100
ER10RED	100	EP2.5-10RED	100
ER10BLACK	100	EP2.5-10BLACK	100
ER10WHITE	100	EP2.5-10WHITE	100
ER10ORANGE	100	EP2.5-10ORANGE	100
ER10BROWN	100	EP2.5-10BROWN	100

Small Partition	Qty.	Large Partition	Qty.
SP1	100	SP2.5-10	25

Part Number	Qty.	Part Number	Qty.
CC10/2	25	BB10/2	25
CC10/3	20	BB10/3	20
CC10/4	15	BB10/4	15
CC10/10	5	BB10/10	5


Part Number	Qty.	Part Number	Qty.
ES1xx	100		
ES4xx	100		
ES7xx	50		
ES3xx	100		

Part Number	Qty.	Part Number	Qty.
TF2	5	TSK7	5
TF2.3	5	IKT28	5
TSK1	5	TF4	5

With Symbol	Qty.	Without Symbol	Qty.

Part Number	Qty.	Part Number	Qty.
GM	50	GM1-2	25
GM1-1	25	GM2-2	25
GM3	50		

Part Number	Qty.	Part Number	Qty.
DG10/5	440	DG10/10	200
DG10/6	360		
DG10/8	260		



16 mm² Feed Through Terminal Block For 35mm DIN Rail

Voltage, V ~	Current, A	Cross Section
750	76	16 mm ²
600	85	AWG 12 - 4
750	76	16 mm ²
630	71	

2.5 - 25 mm ²
4 - 25 mm ²
1.5 - 10 mm ²
AWG 14 - 4
12 - 14 mm
1.2 - 2 Nm
1 x 5.5

8/3
1/B7
IP 20/ -

Terminal	Qty.	End Plate	Qty.
ER16BEIGE	50	EP16BEIGE	100
ER16GREY	50	EP16GREY	100
ER16BLUE	50	EP16BLUE	100
ER16GREEN	50	EP16GREEN	100
ER16YELLOW	50	EP16YELLOW	100
ER16RED	50	EP16RED	100
ER16BLACK	50	EP16BLACK	100
ER16WHITE	50	EP16WHITE	100
ER16ORANGE	50	EP16ORANGE	100
ER16BROWN	50	EP16BROWN	100

Small Partition	Qty.	Large Partition	Qty.
		SP16	25

Part Number	Qty.	Part Number	Qty.
CC16/2	25		
CC16/3	20		
CC16/4	15		
CC16/10	5		

Part Number	Qty.	Part Number	Qty.
ES1xx	100		
ES4xx	100		
ES7xx	50		
ES3xx	100		

Part Number	Qty.	Part Number	Qty.
TF4	5		
TSK8	5		
ITK32	5		

With Symbol	Qty.	Without Symbol	Qty.
WL3	25	WL3S	25

Part Number	Qty.	Part Number	Qty.
GM	50	GM1-2	25
GM1-1	25	GM2-2	25
GM3	50		

Part Number	Qty.	Part Number	Qty.
DG10/5	440	DG10/10	200
DG10/6	360		
DG10/8	260		

Main Terminals Screw Cross Connection


ER16P

Width: 12 mm



ER25P

Width: 12 mm



16 mm² Feed Through Terminal Block
For 35mm and 32mm G and DIN Rail

25 mm² Feed Through Terminal Block
For 35mm and 32mm G and DIN Rail



Electrical Ratings
CE (EN 60947-7-1)
cRUus
VDE (IEC 60947-7-1)
CSA
IECEX

Voltage, V ~	Current, A	Cross Section
750	76	16 mm ²
600	80	AWG 12 - 4

Voltage, V ~	Current, A	Cross Section
750	101	25 mm ²
600	100	AWG 12 - 2

Connection Data
Conductor cross section solid (min.-max.)
Conductor cross section stranded (min.-max.)
2 conductors with same cross section, stranded, TWIN ferrules with plastic sleeve, (min.-max.)
AWG Conductor
Insulation Stripping Length
Torque (min.-max.)
Screwdriver

1.5 - 25 mm ²
1.5 - 25 mm ²
0.75 - 10 mm ²
AWG 16 - 4
12 - 14 mm
1.2 - 2 Nm
1 x 5.5

1.5 - 35 mm ²
1.5 - 35 mm ²
1.5 - 10 mm ²
AWG 16 - 2
12 - 14 mm
2 - 3 Nm
1 x 5.5

Technical Data
Rated Impulse Voltage
Insulation material group / Gauge pin code according to IEC 60947-1
Protection class / Protection conductor type
Diode Technical Data
Diode Voltage
Diode Current
Diode

8/3
1/B7
IP 20/ -

8/3
1/B8
IP 20/ -

Ordering Data
Beige
Grey
Blue
Green
Yellow
Red
Black
White
Orange
Brown

Terminal	Qty.	End Plate	Qty.
ER16GBEIGE	50	EP16GBEIGE	100
ER16GGREY	50	EP16GGREY	100
ER16GBLUE	50	EP16GBLUE	100
ER16GGREEN	50	EP16GGREEN	100
ER16GYELLOW	50	EP16GYELLOW	100
ER16GRED	50	EP16GRED	100
ER16GBLACK	50	EP16GBLACK	100
ER16GWHITE	50	EP16GWHITE	100
ER16GORANGE	50	EP16GORANGE	100
ER16GBROWN	50	EP16GBROWN	100

Terminal	Qty.	End Plate	Qty.
ER25PBEIGE	50	EP25PBEIGE	50
ER25PGREY	50	EP25PGREY	50
ER25PBLUE	50	EP25PBLUE	50
ER25PGREEN	50	EP25PGREEN	50
ER25PYELLOW	50	EP25PYELLOW	50
ER25PRED	50	EP25PRED	50
ER25PBLACK	50	EP25PBLACK	50
ER25PWHITE	50	EP25PWHITE	50
ER25PORANGE	50	EP25PORANGE	50
ER25PBROWN	50	EP25PBROWN	50

Seperation Plate
SP16S

Small Partition	Qty.	Large Partition	Qty.
SP16S	100	SP16G	25

Small Partition	Qty.	Large Partition	Qty.
SP16S	100	SP16G	25

Cross Connection - Comb Connection
CC16/2
CC16/3
CC16/4
CC16/10

Part Number	Qty.	Part Number	Qty.
CC16/2	25		
CC16/3	20		
CC16/4	15		
CC16/10	5		

Part Number	Qty.	Part Number	Qty.
CC16/2	25		
CC16/3	20		
CC16/4	15		
CC16/10	5		

Control Terminal

End Bracket
xx: Beige or Grey

Part Number	Qty.	Part Number	Qty.
ES1xx	100		
ES4xx	100		
ES7xx	50		

Part Number	Qty.	Part Number	Qty.
ES1xx	100		
ES4xx	100		
ES7xx	50		

Test Plug and Sockets
TF4
TSK9

Part Number	Qty.	Part Number	Qty.
TF4	5		
TSK9	5		

Part Number	Qty.	Part Number	Qty.
TF4	5		
TSK8	5		

Warning Label
Available in White and Yellow

With Symbol	Qty.	Without Symbol	Qty.
WL3	25	WL3S	25

With Symbol	Qty.	Without Symbol	Qty.
WL1	25	WL2	25

Group Marking
GM
GM3

Part Number	Qty.	Part Number	Qty.
GM	50		
GM3	50		

Part Number	Qty.	Part Number	Qty.
GM	50	GM1-2	25
GM1-1	25	GM2-2	25
GM3	50		

Unprinted Markers
DG10/5
DG10/6
DG10/8

Part Number	Qty.	Part Number	Qty.
DG10/5	440	DG10/10	200
DG10/6	360		
DG10/8	260		

Part Number	Qty.	Part Number	Qty.
DG10/10	200		

ER35I


Width: 16 mm



35 mm² Feed Through Terminal Block Insulated For 35mm DIN Rail

ER35IA

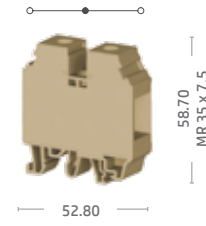
Width: 16 mm



35 mm² Feed Through Terminal Block Insulated, Allen Key For 35mm DIN Rail

ER35P

Width: 16 mm



35 mm² Feed Through Terminal Block Insulated, Flat Cable Entry Option For 35mm and 32mm G Type DIN Rail

Voltage, V ~	Current, A	Cross Section
1000	125	35 mm²
600	115	AWG 10 - 2

6 - 50 mm²
6 - 35 mm²
4 - 16 mm²
AWG 10 - 2
16 - 18 mm
4 - 6 Nm
1.2 x 6.5

8/3
1/B9
IP 20/ -

Terminal	Qty.	End Plate	Qty.
ER35IBEIGE	50		
ER35IGREY	50		
ER35IBLUE	50		
ER35IGREEN	50		
ER35IYELLOW	50		
ER35IRED	50		
ER35IBLACK	50		
ER35IWHITE	50		
ER35IORANGE	50		
ER35IBROWN	50		

Small Partition	Qty.	Large Partition	Qty.

Part Number	Qty.	Part Number	Qty.
CC35I/2	25		
CC35I/3	20		
CC35I/4	15		
CC35I/10	5		

--	--	--	--

Part Number	Qty.	Part Number	Qty.
ES1xx	100		
ES4xx	100		
ES7xx	50		

Part Number	Qty.	Part Number	Qty.
TF4	5		

With Symbol	Qty.	Without Symbol	Qty.
WL3	25	WL3S	25

Part Number	Qty.	Part Number	Qty.

Part Number	Qty.	Part Number	Qty.
DG10/5	440	DG10/10	200
DG10/6	360		
DG10/8	260		

Voltage, V ~	Current, A	Cross Section
1000	125	35 mm²
600	115	AWG 10 - 2

6 - 50 mm²
6 - 35 mm²
4 - 16 mm²
AWG 10 - 2
16 - 18 mm
4 - 6 Nm
DIN6911

8/3
1/B9
IP 20/ -

Terminal	Qty.	End Plate	Qty.
ER35IABEIGE	0		
ER35IAGREY	0		
ER35IABLUE	0		
ER35IAGREEN	0		
ER35IAYELLOW	0		
ER35IARED	0		
ER35IABLACK	0		
ER35IAWHITE	0		
ER35IAORANGE	0		
ER35IABROWN	0		

Small Partition	Qty.	Large Partition	Qty.

Part Number	Qty.	Part Number	Qty.
CC35I/2	25		
CC35I/3	20		
CC35I/4	15		
CC35I/10	5		

--	--	--	--

Part Number	Qty.	Part Number	Qty.
ES1xx	100		
ES4xx	100		
ES7xx	50		

Part Number	Qty.	Part Number	Qty.
TF4	5		

With Symbol	Qty.	Without Symbol	Qty.
WL1	25	WL2	25

Part Number	Qty.	Part Number	Qty.

Part Number	Qty.	Part Number	Qty.
DG10/5	440	DG10/10	200
DG10/6	360		
DG10/8	260		

Voltage, V ~	Current, A	Cross Section
750	125	35 mm²
600	115	AWG 12 - 2
600	115	AWG 12 - 2
630	125	

1.5 - 50 mm²
1.5 - 35 mm²
1.5-16 mm²
AWG 16 - 2
16 - 18 mm
2.5 - 3.5 Nm
1.2 x 6.5

8/3
1/B9
IP 20/ -

Terminal	Qty.	End Plate	Qty.
ER35PBEIGE	40		
ER35PGREY	40		
ER35PBLUE	40		
ER35PGREEN	40		
ER35PYELLOW	40		
ER35PRED	40		
ER35PBLACK	40		
ER35PWHITE	40		
ER35PORANGE	40		
ER35PBROWN	40		

Small Partition	Qty.	Large Partition	Qty.
SP35PS	100	SP35P	10

Part Number	Qty.	Part Number	Qty.
CC35/2	25		
CC35/3	20		
CC35/4	15		
CC35/10	5		

--	--	--	--

Part Number	Qty.	Part Number	Qty.
ES1xx	100		
ES4xx	100		
ES7xx	50		

Part Number	Qty.	Part Number	Qty.
TF4	5		
TSK9	5		

With Symbol	Qty.	Without Symbol	Qty.
WL3	25	WL3S	25

Part Number	Qty.	Part Number	Qty.
GM	50	GM1-2	25
GM1-1	25	GM2-2	25
GM3	50		

Part Number	Qty.	Part Number	Qty.
DG10/5	440	DG10/10	200
DG10/6	360		
DG10/8	260		

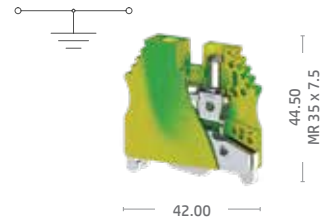
ERPEY2.5/4

Width: 6 mm



ERPEY6

Width: 8 mm



2.5-4 mm² Feed Through Terminal Block
Protective Earth, Screw DIN Rail Fixing, Closed
For 35 mm DIN Rail

6 mm² Feed Through Terminal Block
Protective Earth, Screw DIN Rail Fixing, Closed
For 35 mm DIN Rail



Electrical Ratings
CE (EN 60947-7-2)
cRUus
VDE (IEC 60947-7-2)
CSA
IECEX

Voltage, V ~	Current, A	Cross Section
300		2.5 - 4 mm ² AWG 26 - 10

Voltage, V ~	Current, A	Cross Section
300		6 mm ² AWG 26 - 8

Connection Data
Conductor cross section solid (min.-max.)
Conductor cross section stranded (min.-max.)
2 conductors with same cross section, stranded, TWIN ferrules with plastic sleeve, (min.-max.)
AWG Conductor
Insulation Stripping Length (min.-max.)
Torque (min.-max.)
Rail Tightening Torque (min.-max.)
Screwdriver

0.2 - 0.6 mm ²
0.2 - 0.6 mm ²
0.5 - 2.5 mm ²
AWG 24 - 10
9 - 10 mm
0.5 - 0.8 Nm
0.4 - 0.6 Nm
0.6 x 3.5

0.2 - 10 mm ²
0.2 - 10 mm ²
0.5 - 4 mm ²
AWG 24 - 8
10 - 12 mm
0.8 - 12 Nm
0.6 - 0.8 Nm
0.8 x 4

Technical Data
Rated Impulse Voltage
Insulation material group / Gauge pin code according to IEC 60947-1
Protection class / Protection conductor type

8/3
1/A4
IP 20 / PE

8/3
1/B5
IP 20 / PE

Ordering Data
Feed Through Terminal Block, Earth

Terminal	Qty.	End Plate	Qty.
ERPEY2.5/4	50		

Terminal	Qty.	End Plate	Qty.
ERPEY6	25		

End Bracket
xx: Beige or Grey



Part Number	Qty.	Part Number	Qty.
ES1xx	100		
ES4xx	100		
ES7xx	50		

Part Number	Qty.	Part Number	Qty.
ES1xx	100		
ES4xx	100		
ES7xx	50		

Test Plug and Sockets



Part Number	Qty.	Part Number	Qty.

Part Number	Qty.	Part Number	Qty.


Warning Label
Available in White and Yellow



With Symbol	Qty.	Without Symbol	Qty.

With Symbol	Qty.	Without Symbol	Qty.


Group Marking



Part Number	Qty.	Part Number	Qty.
GE	50		

Part Number	Qty.	Part Number	Qty.

Unprinted Markers



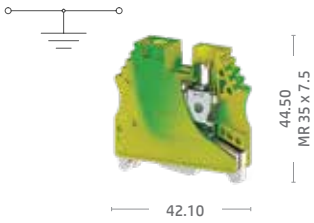
Part Number	Qty.	Part Number	Qty.
MT10/5	500		
MT10/6	500		
MT5	500		

Part Number	Qty.	Part Number	Qty.
DG10/8	160		



ERPEY10

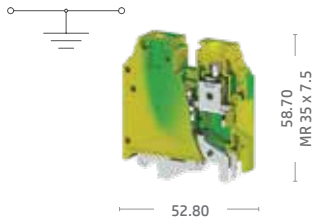
Width: 10 mm



10 mm² Feed Through Terminal Block
Protective Earth, Screw DIN Rail Fixing, Closed
For 35 mm DIN Rail

ERPE16P

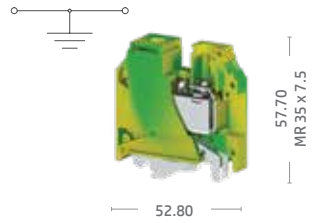
Width: 12 mm



16 mm² Feed Through Terminal Block
Protective Earth, Screw DIN Rail Fixing, Closed
Flat Cable Entry
For 35 mm & 32 mm G & DIN Rail

ERPE35P

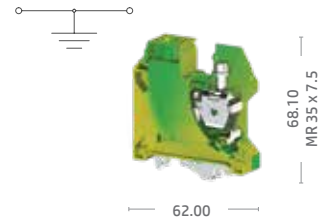
Width: 16 mm



35 mm² Feed Through Terminal Block
Protective Earth, Screw DIN Rail Fixing, Closed
Flat Cable Entry
For 35 mm & 32 mm G & DIN Rail

ERPEY35

Width: 16 mm



35 mm² Feed Through Terminal Block
Protective Earth, Screw DIN Rail Fixing, Closed

Voltage, V ~	Current, A	Cross Section
		10 mm ²
300		AWG 16 - 6

0.5 - 16 mm ²		
0.5 - 16 mm ²		
0.6 mm ²		
AWG 20 - 6		
10 - 12 mm		
1.2 - 1.8 Nm		
0.8 - 1.0 Nm		
1.2 x 6.5		

8/3		
1/B6		
IP 20 / PE		

Terminal	Qty.	End Plate	Qty.
ERPEY10	25		

Part Number	Qty.	Part Number	Qty.
ES1xx	100		
ES4xx	100		
ES7xx	50		

Part Number	Qty.	Part Number	Qty.

With Symbol	Qty.	Without Symbol	Qty.

Part Number	Qty.	Part Number	Qty.

Part Number	Qty.	Part Number	Qty.
DG10/10	200		

Voltage, V ~	Current, A	Cross Section
		16 mm ²
		AWG 12 - 4
		16 mm ²
		AWG 12 - 4
630		

1.5 - 25 mm ²		
1.5 - 25 mm ²		
0.75 - 10 mm ²		
AWG 16 - 4		
12 - 14 mm		
1.2 - 2.0 Nm		
1.0 - 1.2 Nm		
1.2 x 6.5		

8/3		
1/B7		
IP 20 / PE		

Terminal	Qty.	End Plate	Qty.
ERPE16P	50		

Part Number	Qty.	Part Number	Qty.
ES1xx	100		
ES4xx	100		
ES7xx	50		

Part Number	Qty.	Part Number	Qty.

With Symbol	Qty.	Without Symbol	Qty.

Part Number	Qty.	Part Number	Qty.
GM	50		

Part Number	Qty.	Part Number	Qty.
DG10/10	200		

Voltage, V ~	Current, A	Cross Section
		35 mm ²
		AWG 12 - 2
		35 mm ²
		AWG 12 - 2
630		

1.5 - 50 mm ²		
1.5 - 50 mm ²		
1.5 - 16 mm ²		
AWG 16 - 2		
16 - 18 mm		
2.5 - 3.5 Nm		
1.2 - 1.5 Nm		
1.2 x 6.5		

8/3		
1/B9		
IP 20 / PE		

Terminal	Qty.	End Plate	Qty.
ERPE35P	40		

Part Number	Qty.	Part Number	Qty.
ES1xx	100		
ES4xx	100		
ES7xx	50		

Part Number	Qty.	Part Number	Qty.

With Symbol	Qty.	Without Symbol	Qty.

Part Number	Qty.	Part Number	Qty.
GM	50		

Part Number	Qty.	Part Number	Qty.
DG10/10	200		

Voltage, V ~	Current, A	Cross Section
		35 mm ²
		AWG 10 - 2

6 - 50 mm ²		
6 - 35 mm ²		
4 - 16 mm ²		
AWG 10 - 2		
16 - 18 mm		
4.0 - 6.0 Nm		
1.2 - 1.5 Nm		
1.2 x 6.5		

8/3		
1/B9		
IP 20 / PE		

Terminal	Qty.	End Plate	Qty.
ERPEY35	25		

Part Number	Qty.	Part Number	Qty.
ES1xx	100		
ES4xx	100		
ES7xx	50		

Part Number	Qty.	Part Number	Qty.

With Symbol	Qty.	Without Symbol	Qty.
WL3	25	WL3S	25

Part Number	Qty.	Part Number	Qty.

Part Number	Qty.	Part Number	Qty.
DG10/10	200		

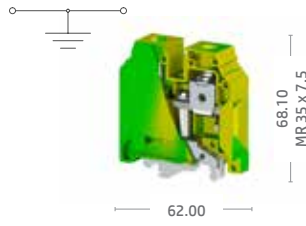
HAVE YOU SEEN OUR CUSTOM-MADE CABLE ASSEMBLIES & LOOMS?



Scan this QR code using your
smartphone to view our
Cable Assembly Service

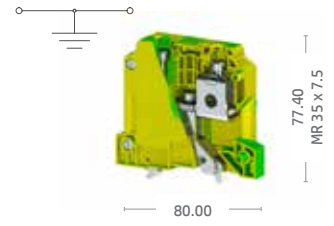
ERPE35A

Width: 16 mm



ERPE50

Width: 20 mm



**35 mm² Feed Through Terminal Block
Protective Earth, Screw DIN Rail Fixing, Closed**

**50 mm² Feed Through Terminal Block
Protective Earth, Screw DIN Rail Fixing, Closed
Flat Cable Entry
For 35 mm DIN Rail**



Electrical Ratings
CE (EN 60947-7-2)
cRUus
VDE (IEC 60947-7-2)
CSA
IECEX

Connection Data
Conductor cross section solid (min.-max.)
Conductor cross section stranded (min.-max.)
2 conductors with same cross section, stranded, TWIN ferrules with plastic sleeve, (min.-max.)
AWG Conductor
Insulation Stripping Length
Torque (min.-max.)
Rail Tightening Torque (min.-max.)
Screwdriver

Technical Data
Rated Impulse Voltage
Insulation material group / Gauge pin code according to IEC 60947-1
Protection class / Protection conductor type

Ordering Data
Feed Through Terminal Block, Earth

End Bracket
xx: Beige or Grey

Test Plug and Sockets

Warning Label
Available in White and Yellow

Group Marking

Unprinted Markers

Voltage, V ~	Current, A	Cross Section
		35 mm ²
		AWG 10 - 2

Conductor cross section solid (min.-max.)	Conductor cross section stranded (min.-max.)	AWG Conductor	Insulation Stripping Length	Torque (min.-max.)	Rail Tightening Torque (min.-max.)	Screwdriver
6 - 50 mm ²	6 - 35 mm ²	AWG 10 - 2	16 - 18 mm	4.0 - 6.0 Nm	1.2 - 1.5 Nm	DIN 6911

Rated Impulse Voltage	Insulation material group / Gauge pin code according to IEC 60947-1	Protection class / Protection conductor type
8/3	1/B9	IP 20 / PE

Terminal	Qty.	End Plate	Qty.
ERPE35A	25		

Part Number	Qty.	Part Number	Qty.
ES1xx	100		
ES4xx	100		
ES7xx	50		

Part Number	Qty.	Part Number	Qty.

With Symbol	Qty.	Without Symbol	Qty.
WL3	25	WL3S	25

Part Number	Qty.	Part Number	Qty.

Part Number	Qty.	Part Number	Qty.
DG10/10	200		

Voltage, V ~	Current, A	Cross Section
		50 mm ²
		AWG 16 - 1/0
800		

Conductor cross section solid (min.-max.)	Conductor cross section stranded (min.-max.)	AWG Conductor	Insulation Stripping Length	Torque (min.-max.)	Rail Tightening Torque (min.-max.)	Screwdriver
16 - 70 mm ²	25 - 50 mm ²	AWG 10 - 1/0	22 - 24 mm	6.0 - 10.0 Nm	1.5 - 2.0 Nm	DIN 6911

Rated Impulse Voltage	Insulation material group / Gauge pin code according to IEC 60947-1	Protection class / Protection conductor type
8/3	1/B10	IP 20 / PE

Terminal	Qty.	End Plate	Qty.
ERPE50	10		

Part Number	Qty.	Part Number	Qty.
ES1xx	100		
ES4xx	100		
ES7xx	50		

Part Number	Qty.	Part Number	Qty.

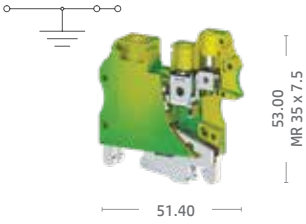
With Symbol	Qty.	Without Symbol	Qty.
WL3	25	WL3S	25

Part Number	Qty.	Part Number	Qty.
GM	50		

Part Number	Qty.	Part Number	Qty.

ERPE10PSD4

Width: 10 mm



**10 mm² Feed Through Terminal Block
Protective Earth
1 In, 2 Out (10-4 mm²)
Snap On, Closed**

Voltage, V ~	Current, A	Cross Section
		10 - 4 mm ²

0.5 / 0.2 - 16 / 4 mm ²
0.5 / 0.2 - 16 / 4 mm ²
0.5 / 0.5 - 6 / 1.5 mm ²
AWG 20/24 - 6/12
10/7 - 12/8 mm
1.2/0.5 - 1.8/0.8 Nm
0.8 - 1.0 Nm
0.6 x 3.5 (0.8 x 4.0)

8/3
1/B6-A4
IP 20/ PE

Terminal	Qty.	End Plate	Qty.
ERPE10PSD4	60		

Part Number	Qty.	Part Number	Qty.
ES1xx	100		
ES4xx	100		
ES7xx	50		

Part Number	Qty.	Part Number	Qty.

With Symbol	Qty.	Without Symbol	Qty.

Part Number	Qty.	Part Number	Qty.

Part Number	Qty.	Part Number	Qty.
DG10/10	200		



PUSH THE BUTTONS OF EXCELLENCE.

Designed and manufactured in Western Europe, IMO's comprehensive high quality range of modular 22.5mm and 30mm push buttons and controls provide a flexible, reliable system for operating low voltage electrical systems. Encompassing a myriad of switching options from momentary push and e-stops to multi-position captive key switches and the ability to mix, match and stack contact blocks, they offer the ultimate level of flexibility and customisation .

Additional accessories including high brightness LED pilot lights and switch illumination options, actuator engraving, collars, legend plates, protective shrouds and pre-drilled enclosures add a smart, professional look and additional functionality to the range. Environmental protection up to IP67 is available with most parts, making them suitable for both interior and exterior use.

Make the right selection; Switch to IMO Precision Controls

- IP67/IP65 Protection
- Opaque or Illuminated
- Aluminium, Black or Chrome Bezel
- Snap-On Contact Blocks
- Colour Coded Contacts
- International Approvals including UL Approved Products
- Maintained or Spring Return
- Assembled Control Stations
- 1/2/3 Hole Push Button Enclosure
- Key Operated Switch
- Labelling Accessories



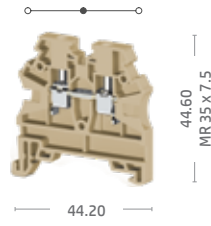
Scan this QR code using your smartphone to view our [Push Buttons Range](#)

Main Terminals

Push In Cross Connection

ER2.5P

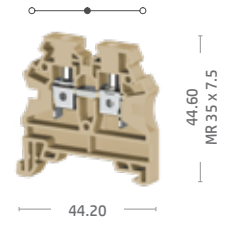
Width: 5 mm



2.5 mm² Feed Through Terminal Block
Thermal Printer Slot
For 35mm DIN Rail

ER4P

Width: 6 mm



4 mm² Feed Through Terminal Block
Thermal Printer Slot
For 35mm DIN Rail



Electrical Ratings
CE (EN 60947-7-1)
cRUus
VDE (IEC 60947-7-1)
CSA
IECEX

Connection Data
Conductor cross section solid (min.-max.)
Conductor cross section stranded (min.-max.)
2 conductors with same cross section, stranded, TWIN ferrules with plastic sleeve, (min.-max.)
AWG Conductor
Insulation Stripping Length
Torque (min.-max.)
Screwdriver

Technical Data
Rated Impulse Voltage
Insulation material group / Gauge pin code according to IEC 60947-1
Protection class / Protection conductor type

Ordering Data
Beige
Grey
Blue
Green
Yellow
Red
Black
White
Orange
Brown

Seperation Plate

Cross Connection - Comb Connection

Control Terminal

End Bracket
xx: Beige or Grey

Test Plug and Sockets

Warning Label
Available in White and Yellow

Group Marking

Unprinted Markers

Voltage, V ~	Current, A	Cross Section
750	24	2.5 mm ²
600	20	AWG 26 - 12
630	23	

0.2 - 4 mm ²
0.2 - 4 mm ²
0.5 - 1.5 mm ²
AWG 24 - 12
9 - 10 mm
0.4 - 0.6 Nm
0.6 x 3.5

8/3
1/A3
IP 20/ -

Terminal	Qty.	End Plate	Qty.
ER2.5PBEIGE	100	EP2.5-10BEIGE	100
ER2.5PGREY	100	EP2.5-10GREY	100
ER2.5PBLUE	100	EP2.5-10BLUE	100
ER2.5PGREEN	100	EP2.5-10GREEN	100
ER2.5PYELLOW	100	EP2.5-10YELLOW	100
ER2.5PRED	100	EP2.5-10RED	100
ER2.5PBLACK	100	EP2.5-10BLACK	100
ER2.5PWHITE	100	EP2.5-10WHITE	100
ER2.5PORANGE	100	EP2.5-10ORANGE	100
ER2.5PBROWN	100	EP2.5-10BROWN	100

Small Partition	Qty.	Large Partition	Qty.
		SP2.5-10	25

Type	Qty.	Comb	Qty.
CCS2.5/2	25	BB2.5/2	25
CCS2.5/3	20	BB2.5/3	20
CCS2.5/4	15	BB2.5/4	15
CCS2.5/10	5	BB2.5/10	5
CCS2.5/50	20		

Part Number	Qty.	Part Number	Qty.
ES1xx	100		
ES7xx	50		

Part Number	Qty.	Part Number	Qty.
ES1xx	100		
ES4xx	100		
ES7xx	50		

Part Number	Qty.	Part Number	Qty.

With Symbol	Qty.	Without Symbol	Qty.
WL1	25	WL2	25

Part Number	Qty.	Part Number	Qty.
GM	50	GM1-2	25
GM1-1	25	GM2-2	25
GM3	50	GM2	50

Part Number	Qty.	Part Number	Qty.
DG10/5	440		

Voltage, V ~	Current, A	Cross Section
750	32	4 mm ²
600	30	AWG 26 - 10
630	29	

0.2 - 6 mm ²
0.2 - 6 mm ²
0.5 - 2.5 mm ²
AWG 24 - 10
9 - 10 mm
0.5 - 0.8 Nm
0.6 x 3.5

8/3
1/A4
IP 20/ -

Terminal	Qty.	End Plate	Qty.
ER4PBEIGE	100	EP2.5-10BEIGE	100
ER4PGREY	100	EP2.5-10GREY	100
ER4PBLUE	100	EP2.5-10BLUE	100
ER4PGREEN	100	EP2.5-10GREEN	100
ER4PYELLOW	100	EP2.5-10YELLOW	100
ER4PRED	100	EP2.5-10RED	100
ER4PBLACK	100	EP2.5-10BLACK	100
ER4PWHITE	100	EP2.5-10WHITE	100
ER4PORANGE	100	EP2.5-10ORANGE	100
ER4PBROWN	100	EP2.5-10BROWN	100

Small Partition	Qty.	Large Partition	Qty.
		SP2.5-10	25

Type	Qty.	Comb	Qty.
CCS4/2	25	BB4/2	25
CCS4/3	20	BB4/3	20
CCS4/4	15	BB4/4	15
CCS4/10	5	BB4/10	5
CCS4/20	5		
CCS4/50	5		

Part Number	Qty.	Part Number	Qty.
ES1xx	100		
ES4xx	100		
ES7xx	50		

Part Number	Qty.	Part Number	Qty.
ES1xx	100		
ES4xx	100		
ES7xx	50		

Part Number	Qty.	Part Number	Qty.

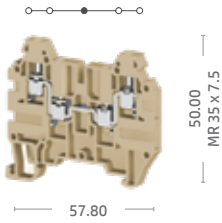
With Symbol	Qty.	Without Symbol	Qty.

Part Number	Qty.	Part Number	Qty.
GM	50	GM1-2	25
GM1-1	25	GM2-2	25
GM3	50	GM2	50

Part Number	Qty.	Part Number	Qty.
DG10/5	440		
DG10/6	360		

ER2.5DD

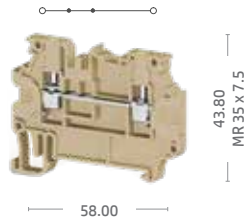
Width: 5 mm



2.5 mm² Feed Through Terminal Block
2 In, 2 Out
For 35mm DIN Rail

ER2.5CC

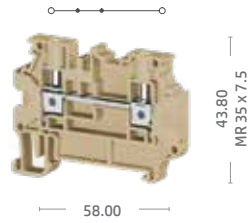
Width: 5 mm



2.5 mm² Feed Through Terminal Block
2 Cross Connections
For 35mm DIN Rail

ER4CC

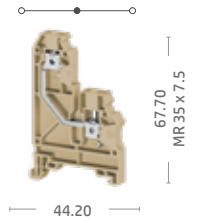
Width: 6 mm



4 mm² Feed Through Terminal Block
2 Cross Connections
For 35mm DIN Rail

ER4N

Width: 6 mm



4 mm² Feed Through Terminal Block
Compact Size
For 35mm DIN Rail

Voltage, V ~	Current, A	Cross Section
750	24	2.5 mm ²
600	20	AWG 26 - 12

0.2 - 4 mm ²
0.2 - 4 mm ²
0.5 - 1.5 mm ²
AWG 24 - 12
9 - 10 mm
0.4 - 0.6 Nm
0.6 x 3.5

8/3
1/A3
IP 20 / -

Terminal	Qty.	End Plate	Qty.
ER2.5DDBEIGE	100	EP2.5DDBEIGE	25
ER2.5DDGREY	100	EP2.5DDGREY	25
ER2.5DDBLUE	100	EP2.5DDBLUE	25
ER2.5DDGREEN	100	EP2.5DDGREEN	25
ER2.5DDYELLOW	100	EP2.5DDYELLOW	25
ER2.5DDRED	100	EP2.5DDRED	25
ER2.5DDBLACK	100	EP2.5DDBLACK	25
ER2.5DDWHITE	100	EP2.5DDWHITE	25
ER2.5DDORANGE	100	EP2.5DDORANGE	25
ER2.5DDBROWN	100	EP2.5DDBROWN	25

Small Partition	Qty.	Large Partition	Qty.

Type	Qty.	Comb	Qty.
CCS2.5/2	25		
CCS2.5/3	20		
CCS2.5/4	15		
CCS2.5/10	5		

Part Number	Qty.	Part Number	Qty.
ES1xx	100		
ES4xx	100		
ES7xx	50		

Part Number	Qty.	Part Number	Qty.

With Symbol	Qty.	Without Symbol	Qty.

Part Number	Qty.	Part Number	Qty.

Part Number	Qty.	Part Number	Qty.
DG10/5	440		
MT10/5	500		
DG10/5T	440		

Voltage, V ~	Current, A	Cross Section
800	24	2.5 mm ²

0.2 - 4 mm ²
0.2 - 4 mm ²
0.5 - 1.5 mm ²
AWG 24 - 12
9 - 10 mm
0.4 - 0.6 Nm
0.6 x 3.5

8/3
1/A3
IP 20 / -

Terminal	Qty.	End Plate	Qty.
ER2.5CCBEIGE	50	EP2.5CCBEIGE	25
ER2.5CCGREY	50	EP2.5CCGREY	25
ER2.5CCBLUE	50	EP2.5CCBLUE	25
ER2.5CCGREEN	50	EP2.5CCGREEN	25
ER2.5CCYELLOW	50	EP2.5CCYELLOW	25
ER2.5CCRED	50	EP2.5CCRED	25
ER2.5CCBLACK	50	EP2.5CCBLACK	25
ER2.5CCWHITE	50	EP2.5CCWHITE	25
ER2.5CCORANGE	50	EP2.5CCORANGE	25
ER2.5CCBROWN	50	EP2.5CCBROWN	25

Small Partition	Qty.	Large Partition	Qty.

Type	Qty.	Comb	Qty.
CCS2.5/2	25		
CCS2.5/3	20		
CCS2.5/4	15		
CCS2.5/10	5		

Part Number	Qty.	Part Number	Qty.
ES1xx	100		
ES4xx	100		
ES7xx	50		

Part Number	Qty.	Part Number	Qty.

With Symbol	Qty.	Without Symbol	Qty.

Part Number	Qty.	Part Number	Qty.

Part Number	Qty.	Part Number	Qty.
DG10/5	440		
MT10/5	500		
DG10/5T	440		

Voltage, V ~	Current, A	Cross Section
800	32	4 mm ²

0.2 - 6 mm ²
0.2 - 6 mm ²
0.5 - 2.5 mm ²
AWG 24 - 10
9 - 10 mm
0.5 - 0.8 Nm
0.6 x 3.5

8/3
1/A4
IP 20 / -

Terminal	Qty.	End Plate	Qty.
ER4CCBEIGE	50	EP4CCBEIGE	25
ER4CCGREY	50	EP4CCGREY	25
ER4CCBLUE	50	EP4CCBLUE	25
ER4CCGREEN	50	EP4CCGREEN	25
ER4CCYELLOW	50	EP4CCYELLOW	25
ER4CCRED	50	EP4CCRED	25
ER4CCBLACK	50	EP4CCBLACK	25
ER4CCWHITE	50	EP4CCWHITE	25
ER4CCORANGE	50	EP4CCORANGE	25
ER4CCBROWN	50	EP4CCBROWN	25

Small Partition	Qty.	Large Partition	Qty.

Type	Qty.	Comb	Qty.
CCS4/2	25		
CCS4/3	20		
CCS4/4	15		
CCS4/10	5		

Part Number	Qty.	Part Number	Qty.
ES1xx	100		
ES4xx	100		
ES7xx	50		

Part Number	Qty.	Part Number	Qty.

With Symbol	Qty.	Without Symbol	Qty.

Part Number	Qty.	Part Number	Qty.

Part Number	Qty.	Part Number	Qty.
DG10/5	440		
DG10/6	360		

Voltage, V ~	Current, A	Cross Section
500	32	4 mm ²
500	30	

0.2 - 6 mm ²
0.2 - 6 mm ²
0.5 - 2.5 mm ²
AWG 24 - 10
9 - 10 mm
0.5 - 0.8 Nm
0.6 x 3.5

8/3
1/A4
IP 20 / -

Terminal	Qty.	End Plate	Qty.
ER4NBEIGE	100	EP4NBEIGE	25
ER4NGREY	100	EP4NGREY	25
ER4NBLUE	100	EP4NBLUE	25
ER4NGREEN	100	EP4NGREEN	25
ER4NYELLOW	100	EP4NYELLOW	25
ER4NRED	100	EP4NRED	25
ER4NBLACK	100	EP4NBLACK	25
ER4NWHITE	100	EP4NWHITE	25
ER4NORANGE	100	EP4NORANGE	25
ER4NBROWN	100	EP4NBROWN	25

Small Partition	Qty.	Large Partition	Qty.

Type	Qty.	Comb	Qty.
CCS4/2	25	BB4/2	25
CCS4/3	20	BB4/3	20
CCS4/4	15	BB4/4	15
CCS4/10	5	BB4/10	5

Part Number	Qty.	Part Number	Qty.
ES1xx	100		
ES4xx	100		
ES7xx	50		

Part Number	Qty.	Part Number	Qty.

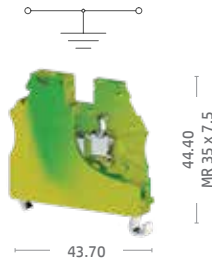
With Symbol	Qty.	Without Symbol	Qty.

Part Number	Qty.	Part Number	Qty.
GM3	50		

Part Number	Qty.	Part Number	Qty.
DG10/5	440		
DG10/6	360		

ERPE2.5P

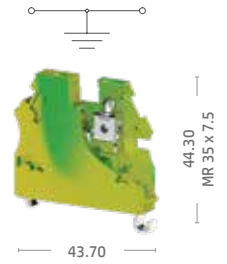
Width: 5.75 mm



2.5 mm² Feed Through Terminal Block
Protective Earth
Snap on, Closed

ERPE4P

Width: 6.2 mm



4 mm² Feed Through Terminal Block
Protective Earth
Snap on, Closed



Electrical Ratings
CE (EN 60947-7-1 / EN 60947-7-2)
cRUus
VDE (EN 60947-7-1 / EN 60947-7-2)
CSA
IECEX

Connection Data
Conductor cross section solid (min.-max.)
Conductor cross section stranded (min.-max.)
2 conductors with same cross section, stranded, TWIN ferrules with plastic sleeve, (min.-max.)
AWG Conductor
Insulation Stripping Length
Torque (min.-max.)
Rail Tightening torque (min.-max.)
Screwdriver

Technical Data
Rated Impulse Voltage
Insulation material group / Gauge pin code according to IEC 60947-1
Protection class / Protection conductor type


Ordering Data
Feed Through Terminal Block, Earth


End Bracket
xx: Beige or Grey




Test Plug and Sockets


Warning Label
Available in White and Yellow



Group Marking


Unprinted Markers


Voltage, V ~	Current, A	Cross Section
		2.5 mm ²
		AWG 26 - 12
630		

	0.2 - 4 mm ²
	0.2 - 4 mm ²
	0.5 - 1.5 mm ²
	AWG 24 - 12
	9 - 10 mm
	0.4 - 0.6 Nm
	0.6 x 3.5

	8/3
	1/A3
	IP 20/ PE

Terminal	Qty.	End Plate	Qty.
ERPE2.5P	50		

Part Number	Qty.	Part Number	Qty.
ES1xx	100		
ES4xx	100		
ES7xx	50		

Part Number	Qty.	Part Number	Qty.

With Symbol	Qty.	Without Symbol	Qty.
WL1	50	WL2	50

Part Number	Qty.	Part Number	Qty.
GM	50	GM1-2	25
GM1-1	25	GM2-2	25
GM2	50		

Part Number	Qty.	Part Number	Qty.
MT10/5	500		
DG10/5	440		
DG10/5T	440		

Voltage, V ~	Current, A	Cross Section
		4 mm ²
		AWG 26-10
630		

	0.2 - 6 mm ²
	0.2 - 6 mm ²
	0.5-2.5 mm ²
	AWG 24 - 10
	9 - 10 mm
	0.5 - 0.8 Nm
	0.6 x 3.5

	8/3
	1/A4
	IP 20/ PE

Terminal	Qty.	End Plate	Qty.
ERPE4P	50		

Part Number	Qty.	Part Number	Qty.
ES1xx	100		
ES4xx	100		
ES7xx	50		

Part Number	Qty.	Part Number	Qty.

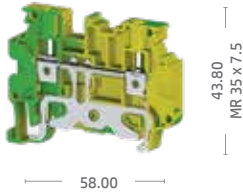
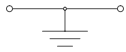
With Symbol	Qty.	Without Symbol	Qty.
WL1	50	WL2	50

Part Number	Qty.	Part Number	Qty.
GM	50	GM1-2	25
GM1-1	25	GM2-2	25
GM2	50		

Part Number	Qty.	Part Number	Qty.
MT10/6	500		
DG10/6	360		

ERPE4NEP

Width: 6 mm



4 mm² Feed Through Terminal Block
Protective Earth
Snap on

Voltage, V ~	Current, A	Cross Section
		4 mm ²

0.2 - 6 mm ²
0.2 - 6 mm ²
0.5 - 2.5 mm ²
AWG 24 - 10
9 - 10 mm
0.5 - 0.8 Nm
0.6 x 3.5

8/3
1/A4
IP 20/ PE

Terminal	Qty.	End Plate	Qty.
ERPE4NEP	50	EP2.5-4NEP	25

Part Number	Qty.	Part Number	Qty.
ES1xx	100		
ES4xx	100		
ES7xx	50		

Part Number	Qty.	Part Number	Qty.

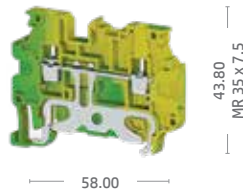
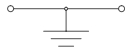
With Symbol	Qty.	Without Symbol	Qty.

Part Number	Qty.	Part Number	Qty.

Part Number	Qty.	Part Number	Qty.
MT10/6	500		
DG10/6	360		

ERPE2.5NEP

Width: 5 mm



2.5 mm² Feed Through Terminal Block
Protective Earth
Snap on

Voltage, V ~	Current, A	Cross Section
		2.5 mm ²

0.2 - 4 mm ²
0.2 - 4 mm ²
0.5 - 1.5 mm ²
AWG 24 - 12
9 - 10 mm
0.4 - 0.6 Nm
0.6 x 3.5

8/3
1/A3
IP 20/ PE

Terminal	Qty.	End Plate	Qty.
ERPE2.5NEP	50	EP2.5-4NEP	25

Part Number	Qty.	Part Number	Qty.
ES1xx	100		
ES4xx	100		
ES7xx	50		

Part Number	Qty.	Part Number	Qty.

With Symbol	Qty.	Without Symbol	Qty.

Part Number	Qty.	Part Number	Qty.

Part Number	Qty.	Part Number	Qty.
MT10/5	500		
DG10/5	440		
DG10/5T	440		



SHINE LIGHT ON YOUR TECHNICAL APPLICATIONS

The LMB range of LED pilot lights can be used in new installations, or a retrofit of an existing panel as they fit into a standard Ø22.5mm (7/8") hole. Besides having a bulb that outlasts a standard incandescent bulb type, LEDs are not affected by vibration or heat, making them suitable for almost every application.


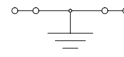
- Multi-chip LED integrated onto light surface
 - IP65
 - Single hole fixing Ø22.5mm
- Bright & colour intensive light distribution
- Temperature range -25°C to +55°C
 - cURus, CE approval



Scan this QR code using your smartphone to view our Pilot Light Range

ERDTPE2.5


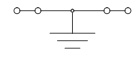
Width: 5 mm



2.5 mm² Feed Through Terminal Block
Protective Earth
2 In, 2 Out
Snap On

ERDTPE4

Width: 6 mm



4 mm² Feed Through Terminal Block
Protective Earth
2 In, 2 Out
Snap On



Electrical Ratings
CE (EN 60947-7-1)
cRUus
VDE (IEC 60947-7-1)
CSA
IECEX

Connection Data
Conductor cross section solid (min.-max.)
Conductor cross section stranded (min.-max.)
2 conductors with same cross section, stranded, TWIN ferrules with plastic sleeve, (min.-max.)
AWG Conductor
Insulation Stripping Length
Torque (min.-max.)
Rail Tightening torque (min.-max.)
Screwdriver

Technical Data
Rated Impulse Voltage
Insulation material group / Gauge pin code according to IEC 60947-1
Protection class / Protection conductor type

Ordering Data
Feed Through Terminal Block, Earth

End Bracket
xx: Beige or Grey

Test Plug and Sockets

Warning Label
Available in White and Yellow

Group Marking

Unprinted Markers

Voltage, V ~	Current, A	Cross Section
		2.5 mm ²
		AWG 26 - 12

	0.2 - 4 mm ²
	0.2 - 4 mm ²
	0.5 - 1.5 mm ²
	AWG 24 - 12
	9 - 10 mm
	0.4 - 0.6 Nm
	0.6 x 3.5

	8/3
	1/A3
	IP 20/ PE

Terminal	Qty.	End Plate	Qty.
ERDTPE2.5	25	EPDTPE2.5	25

Part Number	Qty.	Part Number	Qty.
ES1xx	100		
ES4xx	100		
ES7xx	50		

Part Number	Qty.	Part Number	Qty.

With Symbol	Qty.	Without Symbol	Qty.

Part Number	Qty.	Part Number	Qty.
GM	50	GM1-2	25
GM1-1	25	GM2-2	25
GM2	50		

Part Number	Qty.	Part Number	Qty.
MT10/5	440		
DG10/5	440		
DG10/5T	440		

Voltage, V ~	Current, A	Cross Section
		4 mm ²

	0.2 - 6 mm ²
	0.2 - 6 mm ²
	0.5 - 2.5 mm ²
	AWG 24 - 10
	9 - 10 mm
	0.5 - 0.8 Nm
	0.6 x 3.5

	8/3
	1/A4
	IP 20/ PE

Terminal	Qty.	End Plate	Qty.
ERDTPE4	50	EPDTEP4	25

Part Number	Qty.	Part Number	Qty.
ES1xx	100		
ES4xx	100		
ES7xx	50		

Part Number	Qty.	Part Number	Qty.

With Symbol	Qty.	Without Symbol	Qty.

Part Number	Qty.	Part Number	Qty.
GM	50	GM1-2	25
GM1-1	25	GM2-2	25
GM2	50		

Part Number	Qty.	Part Number	Qty.
MT10/5	440		
DG10/5	440		
DG10/5T	440		

THE WORLD'S SMALLEST. THE WORLD'S BEST.

IMO offers a comprehensive range of high-quality Contactors, suited to a range of applications. Regular switching requirements are more than adequately handled by our proven "Standard" 3 or 4 pole devices, while dedicated designs are available for switching DC loads (PV applications, Capacitor / Battery banks) and low current loads (LED lighting, Vehicles etc.).

Our ground-breaking Mini and Micro Contactors offer the same feature-driven benefits as the Standard range, with a smaller footprint to facilitate miniaturisation.

Modular Contactors offer almost silent switching in a compact, distribution-board friendly package; useful in the home or office environment where noise and aesthetics are a concern.

All of our Contactors are partnered with a full range of accessories and options to add functionality and flexibility to your design. Isn't it time you made the Switch to IMO Contactors?

- Full range from Micro to Mega Contactors
- International Approvals (EN/IEC, UL, CSA, etc)
- Cutting-edge designs including miniaturised
- Full range of accessories and options including PCB mounting

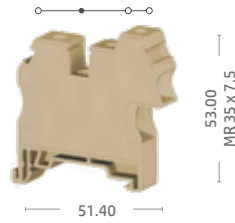


Scan this QR code using your
smartphone to view our
Micro Contactors

Main Terminals Multi Input/Output

ER10SD4

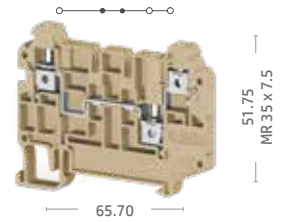
Width: 10 mm



10 mm² Feed Through Terminal Block
1 In, 2 Out (10-4 mm²)
For 35 mm DIN Rail

ER4SD

Width: 6 mm



4 mm² Feed Through Terminal Block
1 In, 2 Out
For 35 mm DIN Rail




Electrical Ratings
CE (EN 60947-7-1)
cRUus
VDE (IEC 60947-7-1)
CSA
IECEX

Connection Data
Conductor cross section solid (min.-max.)
Conductor cross section stranded (min.-max.)
2 conductors with same cross section, stranded, TWIN ferrules with plastic sleeve, (min.-max.)
AWG Conductor
Insulation Stripping Length
Torque (min.-max.)
Screwdriver

Technical Data
Rated Impulse Voltage
Insulation material group / Gauge pin code according to IEC 60947-1
Protection class / Protection conductor type

Ordering Data
Beige
Grey



Separation Plate
SP16S

Cross Connection - Comb Connection
CC10/2
CC10/3
CC10/4
CC10/10



Control Terminal

End Bracket
xx: Beige or Grey




Test Plug and Sockets
Test plug and socket




Warning Label
Available in White and Yellow



Group Marking
Group marking



Unprinted Markers
Unprinted marker



Voltage, V ~	Current, A	Cross Section
800	57	10 mm ²

0.5 / 0.2 - 16 / 4 mm ²
0.5 / 0.2 - 16 / 4 mm ²
0.5 / 0.5 - 6 / 1.5 mm ²
AWG 20 / 24 - 6 / 12
10 / 7 - 12 / 8 mm
1.2 - 0.5 / 1.8 - 0.8 Nm
0.6 x 3.5 / 0.8 x 0.4

8/3
1/B6-A4
IP 20 / -

Terminal	Qty.	End Plate	Qty.
ER10SD4BEIGE	60		
ER10SD4GREY	60		

Small Partition	Qty.	Large Partition	Qty.
SP16S	100	SP16G	25

Part Number	Qty.	Part Number	Qty.
CC10/2	25	BB10/2	25
CC10/3	20	BB10/3	20
CC10/4	15	BB10/4	15
CC10/10	5	BB10/10	5

Part Number	Qty.	Part Number	Qty.
ES1xx	100		
ES4xx	100		
ES7xx	50		

Part Number	Qty.	Part Number	Qty.
ES1xx	100		
ES4xx	100		
ES7xx	50		

Part Number	Qty.	Part Number	Qty.

With Symbol	Qty.	Without Symbol	Qty.

Part Number	Qty.	Part Number	Qty.
GM3	50		

Part Number	Qty.	Part Number	Qty.
DG10/5	440	DG10/10	200
DG10/6	360		
DG10/8	260		

Voltage, V ~	Current, A	Cross Section
500	32	4 mm ²

0.2 - 6 mm ²
0.2 - 6 mm ²
0.5 - 2.5 mm ²
AWG 24 - 10
9 - 10 mm
0.5 - 0.8 Nm
0.6 x 3.5

8/3
1/A4
IP 20 / -

Terminal	Qty.	End Plate	Qty.
ER4SDBEIGE	50	EP4SDBEIGE	25
ER4SDGREY	50	EP4SDGREY	25

Small Partition	Qty.	Large Partition	Qty.

Part Number	Qty.	Part Number	Qty.
CCS4/2	25		
CCS4/3	20		
CCS4/4	15		
CCS4/10	5		

Part Number	Qty.	Part Number	Qty.
ES1xx	100		
ES4xx	100		
ES7xx	50		

Part Number	Qty.	Part Number	Qty.
ES1xx	100		
ES4xx	100		
ES7xx	50		

Part Number	Qty.	Part Number	Qty.

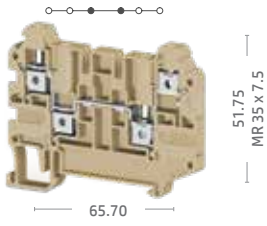
With Symbol	Qty.	Without Symbol	Qty.

Part Number	Qty.	Part Number	Qty.

Part Number	Qty.	Part Number	Qty.
DG10/5	440		
DG10/6	360		
MT10/6	500		

ER4DDCC

Width: 6 mm



4 mm² Feed Through Terminal Block
2 In, 2 Out, 2 Cross Connections
For 35 mm DIN Rail

Voltage, V ~	Current, A	Cross Section
500	32	4 mm ²

0.2 - 6 mm ²
0.2 - 6 mm ²
0.5 - 2.5 mm ²
AWG 24 - 10
9 - 10 mm
0.5 - 0.8 Nm
0.6 x 3.5

8/3
1/A4
IP 20 / -

Terminal	Qty.	End Plate	Qty.
ER4DDCCBEIGE	50	EP4DDCCBEIGE	25
ER4DDCCGREY	50	EP4DDCCGREY	25

Small Partition	Qty.	Large Partition	Qty.

Part Number	Qty.	Part Number	Qty.
CCS4/2	25		
CCS4/3	20		
CCS4/4	15		
CCS4/10	5		

--	--	--	--

Part Number	Qty.	Part Number	Qty.
ES1xx	100		
ES4xx	100		
ES7xx	50		

Part Number	Qty.	Part Number	Qty.

With Symbol	Qty.	Without Symbol	Qty.

Part Number	Qty.	Part Number	Qty.

Part Number	Qty.	Part Number	Qty.
DG10/5	440		
DG10/6	360		
MT10/6	500		



POWER UP!

IMO DIN mountable Power Supplies have been especially designed for the control and automation market.

- Universal Input Voltage
- High Efficiency
- Short Circuit Protection
- Internal Input Filter
- PFC Function available
- Parallel Function
- Compact design
- Single & Three Phase versions



Scan this QR code using your smartphone to view our **Power Supplies Range**

Offering the benefits of slim lines, universal input, and the security of IMO's 3-year warranty, the DPS-1 range provides multiple choices for all low power electrical or electronic systems commonly used in automation applications.


The DPS-1 range provides a reliable power source for components such as sensors, relays, contactors, timers, temperature controllers, PLC's, process controllers and HMI's, all of which are also available from IMO.

Offering high efficiency up to 90%, the DPS-1 range is short-circuit protected and has its own integrated internal input filter. It includes 5W, 10W, 15W and 18W class 2 power supplies all of which are slim-line units in just 22.5mm wide, plastic enclosures. These units are complemented by larger power supplies in metal enclosures: the 30W and 60W units (Class 2 types available) are 40.5mm wide, 100W units are 54mm wide, 120W units are 63.5mm wide, 240W and 300W units are 83mm wide, and the 480W units are 175mm wide.

Main Terminals Spring Support



**4 mm² Feed Through Terminal Block
Spring Support
For 35 mm DIN & G Rail**



**6 mm² Feed Through Terminal Block
Spring Support
For 35 mm DIN & G Rail**



Electrical Ratings
CE (EN 60947-7-1)
cRUus
VDE (IEC 60947-7-1)
CSA
IECEX

Connection Data
Conductor cross section solid (min.-max.)
Conductor cross section stranded (min.-max.)
2 conductors with same cross section, stranded, TWIN ferrules with plastic sleeve, (min.-max.)
AWG Conductor
Insulation Stripping Length
Torque (min.-max.)
Screwdriver

Technical Data
Rated Impulse Voltage
Insulation material group / Gauge pin code according to IEC 60947-1
Protection class / Protection conductor type

Ordering Data

Separation Plate

Cross Connection - Comb Connection

Control Terminal

End Bracket
xx: Beige or Grey

Test Plug and Sockets

Warning Label
Available in White and Yellow

Group Marking

Unprinted Markers

Voltage, V ~	Current, A	Cross Section
800	32	4 mm ²

0.2 - 6 mm ²
0.2 - 6 mm ²
0.5 - 2.5 mm ²
AWG 24 - 10
10 - 12 mm
0.5 - 0.8 Nm
0.6 x 3.5

8/3
1/B4
IP 20/ -

Terminal	Qty.	End Plate	Qty.
ERY4BEIGE	120	EPY4-6BEIGE	50
ERY4GREY	120	EPY4-6GREY	50

Small Partition	Qty.	Large Partition	Qty.

Part Number	Qty.	Part Number	Qty.
CC4/2	25		
CC4/3	20		
CC4/4	15		
CC4/10	5		
CC4/20	5		
CC4/50	5		

Part Number	Qty.	Part Number	Qty.

Part Number	Qty.	Part Number	Qty.
ES1xx	100		
ES4xx	100		
ES7xx	50		

Part Number	Qty.	Part Number	Qty.
TF2	100		
TF4	100		
TSK4	100		

With Symbol	Qty.	Without Symbol	Qty.
WL1	50	WL2	50

Part Number	Qty.	Part Number	Qty.
GM3	50		

Part Number	Qty.	Part Number	Qty.
DG10/5	440		
DG10/6	360		
MT10/6	500		

Voltage, V ~	Current, A	Cross Section
800	41	6 mm ²

0.2 - 10 mm ²
0.2 - 10 mm ²
0.5 - 4 mm ²
AWG 24 - 8
10 - 12 mm
0.8 - 1.2 Nm
0.8 x 0.4

8/3
1/B5
IP 20/ -

Terminal	Qty.	End Plate	Qty.
ERY6BEIGE	90	EPY4-6BEIGE	50
ERY6GREY	90	EPY4-6GREY	50

Small Partition	Qty.	Large Partition	Qty.

Part Number	Qty.	Part Number	Qty.
CC6/2	25		
CC6/3	20		
CC6/4	15		
CC6/10	5		

Part Number	Qty.	Part Number	Qty.

Part Number	Qty.	Part Number	Qty.
ES1xx	100		
ES4xx	100		
ES7xx	50		

Part Number	Qty.	Part Number	Qty.

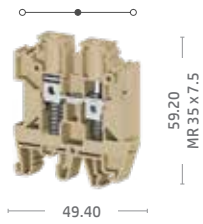
With Symbol	Qty.	Without Symbol	Qty.
WL1	50	WL2	50

Part Number	Qty.	Part Number	Qty.

Part Number	Qty.	Part Number	Qty.
DG10/5	440		
DG10/6	360		
DG10/8	260		

ERY10

Width: 10 mm



10 mm² Feed Through Terminal Block
Spring Support
For 35 mm DIN & G Rail



PUSH THE BUTTONS OF EXCELLENCE.

Designed and manufactured in Western Europe, IMO's comprehensive high quality range of modular 22.5mm and 30mm push buttons and controls provide a flexible, reliable system for operating low voltage electrical systems. Encompassing a myriad of switching options from momentary push and e-stops to multi-position captive key switches and the ability to mix, match and stack contact blocks, they offer the ultimate level of flexibility and customisation .

Additional accessories including high brightness LED pilot lights and switch illumination options, actuator engraving, collars, legend plates, protective shrouds and pre-drilled enclosures add a smart, professional look and additional functionality to the range. Environmental protection up to IP67 is available with most parts, making them suitable for both interior and exterior use.

Make the right selection; Switch to IMO Precision Controls

- IP67/IP65 Protection
- Opaque or Illuminated
- Aluminium, Black or Chrome Bezel
- Snap-On Contact Blocks
- Colour Coded Contacts
- International Approvals including UL Approved Products
- Maintained or Spring Return
- Assembled Control Stations
- 1/2/3 Hole Push Button Enclosure
- Key Operated Switch
- Labelling Accessories



Scan this QR code using your smartphone to view our **Push Buttons Range**

Voltage, V ~	Current, A	Cross Section
800	57	10 mm ²

0.5 - 16 mm ²
0.5 - 16 mm ²
0.5 - 6 mm ²
AWG 20 - 16
10 - 12 mm
1.2 - 1.8 Nm
0.8 x 0.4

8/3
1/B6
IP 20/ -

Terminal	Qty.	End Plate	Qty.
ERY10BEIGE	70	EPY10BEIGE	50
ERY10GREY	70	EPY10GREY	50

Small Partition	Qty.	Large Partition	Qty.

Part Number	Qty.	Part Number	Qty.
CC10/2	25		
CC10/3	20		
CC10/4	15		
CC10/10	5		

Part Number	Qty.	Part Number	Qty.
ES1xx	100		
ES4xx	100		
ES7xx	50		

Part Number	Qty.	Part Number	Qty.
TF2.3	100	TSK7	100
TF4	100		
TSK4	100		

With Symbol	Qty.	Without Symbol	Qty.
WL1	50	WL2	50

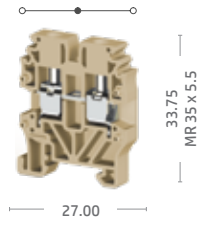
Part Number	Qty.	Part Number	Qty.

Part Number	Qty.	Part Number	Qty.
DG10/5	440	DG10/10	200
DG10/6	360		
DG10/8	260		

Main Terminals For 15mm DIN Rail

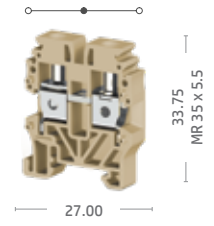
ER2.5-T15

Width: 5 mm



ER4-T15

Width: 6 mm



2.5 mm² Feed Through Terminal Block
For 15 mm DIN Rail

4 mm² Feed Through Terminal Block
For 15 mm DIN Rail



Electrical Ratings
CE (EN 60947-7-1)
cRUus
VDE (IEC 60947-7-1)
CSA
IECEX

Connection Data
Conductor cross section solid (min.-max.)
Conductor cross section stranded (min.-max.)
2 conductors with same cross section, stranded, TWIN ferrules with plastic sleeve, (min.-max.)
AWG Conductor
Insulation Stripping Length
Torque (min.-max.)
Screwdriver

Technical Data
Rated Impulse Voltage
Insulation material group / Gauge pin code according to IEC 60947-1
Protection class / Protection conductor type

Diode Technical Data
Diode Voltage
Diode Current
Diode

Ordering Data
Beige
Grey



Voltage, V ~	Current, A	Cross Section
400	24	2.5 mm ²
300	20	AWG 26 - 12

0.2 - 4 mm ²
0.2 - 4 mm ²
0.5 - 1.5 mm ²
AWG 24 - 12
9 - 10 mm
0.4 - 0.6 Nm
0.6 x 3.5

6/3
1/B3
IP 20/ -

Terminal	Qty.	End Plate	Qty.
ER2.5-T15BEIGE	100	EP1.5-4BEIGE	100
ER2.5-T15GREY	100	EP1.5-4GREY	100

Voltage, V ~	Current, A	Cross Section
400	32	4 mm ²
300	30	AWG 24 - 10

0.2 - 6 mm ²
0.2 - 6 mm ²
0.5 - 2.5 mm ²
AWG 24 - 10
9 - 10 mm
0.5 - 0.8 Nm
0.6 x 3.5

6/3
1/B4
IP 20/ -

Terminal	Qty.	End Plate	Qty.
ER4-T15BEIGE	100	EP1.5-4BEIGE	100
ER4-T15GREY	100	EP1.5-4GREY	100

Seperation Plate

Small Partition	Qty.	Large Partition	Qty.

Small Partition	Qty.	Large Partition	Qty.

Cross Connection - Comb Connection

Part Number	Qty.	Part Number	Qty.
CCS2.5/2	25		
CCS2.5/3	20		
CCS2.5/4	15		
CCS2.5/10	5		

Part Number	Qty.	Part Number	Qty.
CCS4/2	25		
CCS4/3	20		
CCS4/4	15		
CCS4/10	5		

Control Terminal

Part Number	Qty.	Part Number	Qty.
ES5xx	100		

Part Number	Qty.	Part Number	Qty.
ES5xx	100		

End Bracket
xx: Beige or Grey

Part Number	Qty.	Part Number	Qty.
ES5xx	100		

Part Number	Qty.	Part Number	Qty.
ES5xx	100		

Test Plug and Sockets

Part Number	Qty.	Part Number	Qty.

Part Number	Qty.	Part Number	Qty.

Warning Label
Available in White and Yellow

With Symbol	Qty.	Without Symbol	Qty.

With Symbol	Qty.	Without Symbol	Qty.

Group Marking

Part Number	Qty.	Part Number	Qty.

Part Number	Qty.	Part Number	Qty.

Unprinted Markers

Part Number	Qty.	Part Number	Qty.
DG10/5	440		

Part Number	Qty.	Part Number	Qty.
DG10/5	440		
DG10/6	360		



Value Added ASSEMBLY

IMO Value Added Assembly Division will help you to:

- Reduce your stock level
 - Reduce cost
 - Ensure quality
- Increase productivity



Scan this QR code using your smartphone to view our [VAA Service](#)



Are you looking for a supplier for your assemblies who can offer:

- Access to a wide range of products
 - Extended range of DIN terminals and accessories
 - Relay and sockets, MCBs, power supplies, timers, contactors, signal interface units, and much more
- Standard or custom marker solutions for DIN terminals
- Flexible packing facilities for individual or volume packing

IMO through its Assembly Division can provide Value Added Assembly solutions built to customer specification whether you are looking for prototypes, one-off projects, or small to large volume requirements with regular deliveries. Whatever your requirement, IMO can offer you a solution.

As a world recognised manufacturer of electrical components, IMO have a wide range of connection, power, control and interface products readily available from stock and are always looking forward to the next challenge.

Your assembly can be as simple as 2 DIN terminals on a small piece of rail, to multiple products on DIN rail lengths up to 2m; and if required IMO have a range of standard enclosures which are available to accommodate your assembly, or we can design a custom solution with you.

Challenge us and tell us about your assembly needs and see what solution we can propose.

To save time and money call us today with your drawings, photos and specifications.

Earth Terminals For 15mm DIN Rail

ERPE2.5-T15

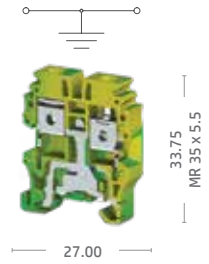
Width: 5 mm



2.5 mm² Feed Through Terminal Block
Protective Earth
For 15mm DIN Rail

ERPE4-T15

Width: 6 mm



4 mm² Feed Through Terminal Block
Protective Earth
For 15mm DIN Rail



Electrical Ratings
CE (EN 60947-7-1 / EN 60947-7-2)
cRUus
VDE (IEC 60947-7-1)
CSA
IECEX

Connection Data
Conductor cross section solid (min.-max.)
Conductor cross section stranded (min.-max.)
2 conductors with same cross section, stranded, TWIN ferrules with plastic sleeve, (min.-max.)
AWG Conductor
Insulation Stripping Length
Torque (min.-max.)
Screwdriver

Technical Data
Rated Impulse Voltage
Insulation material group / Gauge pin code according to IEC 60947-1
Protection class / Protection conductor type

Ordering Data
Feed Through Terminal Block, Earth

End Bracket
xx: Beige or Grey

Test Plug and Sockets

Warning Label
Available in White and Yellow

Group Marking

Unprinted Markers

Voltage, V ~	Current, A	Cross Section
		2.5 mm ²
		AWG 26 - 12
400		

	0.2 - 4 mm ²
	0.2 - 4 mm ²
	0.5 - 1.5 mm ²
	AWG 24 - 12
	9 - 10 mm
	0.4 - 0.6 Nm
	0.6 x 3.5

	6/3
	1/B3
	IP 20/ PE

Terminal	Qty.	End Plate	Qty.
ERPE2.5-T15	50	EP1.5-4GREEN	100

Part Number	Qty.	Part Number	Qty.
E55xx	100		

Part Number	Qty.	Part Number	Qty.

With Symbol	Qty.	Without Symbol	Qty.

Part Number	Qty.	Part Number	Qty.

Part Number	Qty.	Part Number	Qty.
MT5	500		

Voltage, V ~	Current, A	Cross Section
		4 mm ²
		AWG 24-10
400		

	0.2 - 6 mm ²
	0.2 - 6 mm ²
	0.5 - 2.5 mm ²
	AWG 24 - 10
	9 - 10 mm
	0.5 - 0.8 Nm
	0.6 x 3.5

	6/3
	1/B4
	IP 20/ PE

Terminal	Qty.	End Plate	Qty.
ERPE4-T15	50	EP1.5-4GREEN	100

Part Number	Qty.	Part Number	Qty.
E55xx	100		

Part Number	Qty.	Part Number	Qty.

With Symbol	Qty.	Without Symbol	Qty.

Part Number	Qty.	Part Number	Qty.

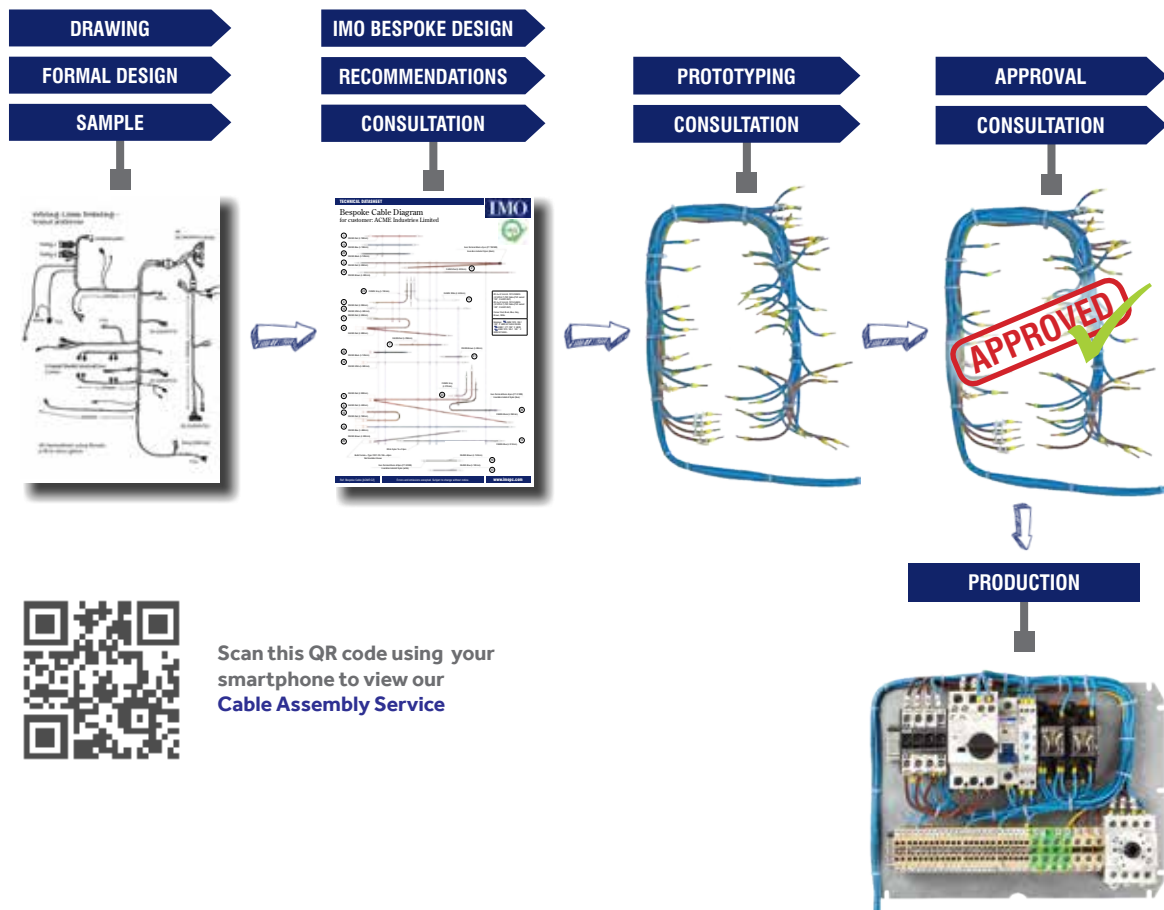
Part Number	Qty.	Part Number	Qty.
MT5	500		

HAVE YOU SEEN OUR CUSTOM-MADE CABLE ASSEMBLIES & LOOMS?

- Built to your specific requirements
- Supplied to you under a single part number
- Top quality, competitively priced solutions
- Can accommodate certified wiring or components (eg. UL, TUV etc.)

However simple or complex the cable solution you require, built entirely to your exact specification, prepared the way you want it, IMO is your supplier of choice!

We offer customers prepared cables, cable assemblies and cable looms, with or without crimps, terminations & housings, with no volume too high. We extrude and produce many common types of certified or non-certified equipment cable, in a selection of materials including PVC, Teflon™ and silicone.

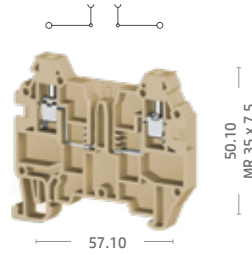


Scan this QR code using your smartphone to view our **Cable Assembly Service**

Functional Terminals & Sockets

ER2.5F

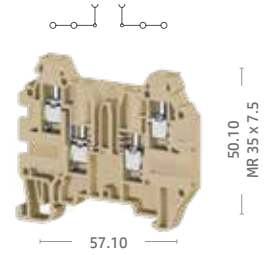
Width: 6 mm



2.5 mm² Single Deck Terminal Block With Socket Entry For 35 mm DIN Rail

ER2.5FDD

Width: 6 mm



2.5 mm² Single Deck Terminal Block With Socket Entry, 2 In, 2 Out For 35 mm DIN Rail



Electrical Ratings
CE (EN 60947-7-1)
cRUus
VDE (IEC 60947-7-1)
CSA
IECEX

Connection Data
Conductor cross section solid (min.-max.)
Conductor cross section stranded (min.-max.)
2 conductors with same cross section, stranded, TWIN ferrules with plastic sleeve, (min.-max.)
AWG Conductor
Insulation Stripping Length
Torque (min.-max.)
Screwdriver

Technical Data
Rated Impulse Voltage
Insulation material group / Gauge pin code according to IEC 60947-1
Protection class / Protection conductor type

Diode Technical Data
Diode Voltage
Diode Current
Diode

Ordering Data
<div style="display: flex; align-items: center;"> <div style="width: 15px; height: 10px; background-color: #c0c0c0; margin-right: 5px;"></div> Beige </div> <div style="display: flex; align-items: center; margin-top: 5px;"> <div style="width: 15px; height: 10px; background-color: #808080; margin-right: 5px;"></div> Grey </div>

Seperation Plate

Cross Connection - Comb Connection

Control Terminal

End Bracket
xx: Beige or Grey

Test Plug and Sockets

Warning Label
Available in White and Yellow

Group Marking

Unprinted Markers

Voltage, V ~	Current, A	Cross Section
400	16	2.5 mm ²

0.2 - 4 mm ²
0.2 - 4 mm ²
0.5 - 1.5 mm ²
AWG 24 - 12
9 - 10 mm
0.4 - 0.6 Nm
0.6 x 3.5

6/3
1/A3
IP 20/ -

Terminal	Qty.	End Plate	Qty.
ER2.5FBEIGE	80	EP2.5FBEIGE	25
ER2.5FGREY	80	EP2.5FGREY	25

Small Partition	Qty.	Large Partition	Qty.

Part Number	Qty.	Part Number	Qty.

Part Number	Qty.	Part Number	Qty.

Part Number	Qty.	Part Number	Qty.

With Symbol	Qty.	Without Symbol	Qty.

Part Number	Qty.	Part Number	Qty.

Part Number	Qty.	Part Number	Qty.
DG10/5	440		
DG10/6	360		

Voltage, V ~	Current, A	Cross Section
400	16	4 mm ²

0.2 - 4 mm ²
0.2 - 4 mm ²
0.5 - 1.5 mm ²
AWG 24 - 12
9 - 10 mm
0.4 - 0.6 Nm
0.6 x 3.5

6/3
1/A3
IP 20/ -

Terminal	Qty.	End Plate	Qty.
ER2.5FDDBEIGE	50	EP2.5FBEIGE	25
ER2.5FDDGREY	50	EP2.5FGREY	25

Small Partition	Qty.	Large Partition	Qty.

Part Number	Qty.	Part Number	Qty.

Part Number	Qty.	Part Number	Qty.

Part Number	Qty.	Part Number	Qty.


With Symbol	Qty.	Without Symbol	Qty.

Part Number	Qty.	Part Number	Qty.

Part Number	Qty.	Part Number	Qty.
DG10/5	440		
DG10/6	360		

ER2.5SKT

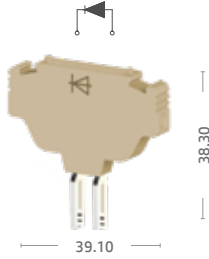
Width: 5.8 mm




Socket for ER2.5F

ER2.5SKTD

Width: 5.8 mm



Socket for ER2.5F with Diode



Voltage, V ~	Current, A	Cross Section
400	16	2.5 mm ²

0.2 - 0.4 mm ²
0.2 - 0.4 mm ²
0.5 - 1.5 mm ²
AWG 24 - 12
6 - 7 mm
0.4 - 0.6 Nm
0.6 x 3.5

6/3
1/A3
IP 20/ PE

Terminal	Qty.	End Plate	Qty.
ER2.5SKTBEIGE	50		
ER2.5SKTGREY	50		

Small Partition	Qty.	Large Partition	Qty.

Part Number	Qty.	Part Number	Qty.

--	--	--	--

Part Number	Qty.	Part Number	Qty.

Part Number	Qty.	Part Number	Qty.

With Symbol	Qty.	Without Symbol	Qty.

Part Number	Qty.	Part Number	Qty.

Part Number	Qty.	Part Number	Qty.

Voltage, V ~	Current, A	Cross Section
400	0.5	2.5 mm ²

0.2 - 0.4 mm ²
0.2 - 0.4 mm ²
0.5 - 1.5 mm ²
AWG 24 - 12
6 - 7 mm
0.4 - 0.6 Nm
0.6 x 3.5

6/3
1/A3
IP 20/ PE

Terminal	Qty.	End Plate	Qty.
ER2.5SKTDBEIGE	50		
ER2.5SKTDGREY	50		

Small Partition	Qty.	Large Partition	Qty.

Part Number	Qty.	Part Number	Qty.

--	--	--	--

Part Number	Qty.	Part Number	Qty.

Part Number	Qty.	Part Number	Qty.

With Symbol	Qty.	Without Symbol	Qty.

Part Number	Qty.	Part Number	Qty.

Part Number	Qty.	Part Number	Qty.

DON'T DROP THE BATON!

IMO's relay manufacturing goes back as far as 1972, and over the years we have strived to innovate and produce new types of relays for developing technologies. In 1984 we developed the first BT Type 47 Telecom Relay, and again in 1990 we launched the first BABT compliant isolation relay for data transfer, confirming our place as one of the leading global relay manufacturers. Today, our range of Industrial Relays include Signal Relays, Power Relays, Automotive Relays and Solar Relays, and range of compatible sockets.

IMO's range of Industrial Relays are available with either an AC or DC coil, and suitable for PCB mounting or plug-in via a dedicated socket. We also offer a range of slimline DIN Rail mountable relays which are just 6mm thick, and provide substantial space savings in a panel when compared to traditional plug-in type relays.

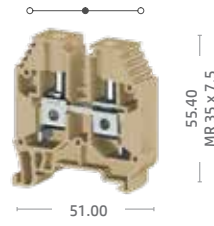
- Wide range for use in virtually any application
- VDE, UR and cUR approvals
- Relay manufacturing market leader and innovator
- Range of compatible sockets available



Scan this QR code using your smartphone to view our Relay Range

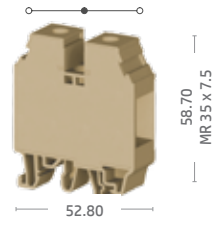
ER16PV

Width: 12 mm



ER35PV

Width: 16 mm



16 mm² Feed Through Terminal Block
High Insulation for PV
For 35 mm DIN Rail

35 mm² Feed Through Terminal Block
High Insulation for PV
For 35 mm and 32 mm G and DIN Rail



Electrical Ratings
CE (EN 60947-7-1)
cRUus
VDE (IEC 60947-7-1)
CSA
IECEX

Connection Data
Conductor cross section solid (min.-max.)
Conductor cross section stranded (min.-max.)
2 conductors with same cross section, stranded, TWIN ferrules with plastic sleeve, (min.-max.)
AWG Conductor
Insulation Stripping Length
Torque (min.-max.)
Screwdriver

Technical Data
Rated Impulse Voltage
Insulation material group / Gauge pin code according to IEC 60947-1
Protection class / Protection conductor type

Ordering Data
<ul style="list-style-type: none"> Beige Grey Blue

Seperation Plate

Cross Connection - Comb Connection

Control Terminal

End Bracket
xx: Beige or Grey

Test Plug and Sockets

Warning Label
Available in White and Yellow

Group Marking

Unprinted Markers

Voltage, V ~	Current, A	Cross Section
750	76	16 mm ²
1000	85	AWG 12 - 4

2.5 - 25 mm ²
4 - 25 mm ²
1.5 - 10 mm ²
AWG 14 - 4
12 - 14 mm
1.2 - 2.0 Nm
1.0 x 5.5

8/3
1/B7
IP 20/ -

Terminal	Qty.	End Plate	Qty.
ER16PVBEIGE	50	EP16BEIGE	100
ER16PVGREY	50	EP16GREY	100
ER16PVBLUE	50	EP16BLUE	100

Small Partition	Qty.	Large Partition	Qty.
		SP16	25

Part Number	Qty.	Part Number	Qty.
CC16/2	25		
CC16/3	20		
CC16/4	15		
CC16/10	5		

Part Number	Qty.	Part Number	Qty.
ES1xx	100		
ES4xx	100		
ES7xx	50		

Part Number	Qty.	Part Number	Qty.
CC35/2	25		
CC35/3	20		
CC35/4	15		
CC35/10	5		

Part Number	Qty.	Part Number	Qty.

With Symbol	Qty.	Without Symbol	Qty.

Part Number	Qty.	Part Number	Qty.

Part Number	Qty.	Part Number	Qty.
DG10/10	200		

Voltage, V ~	Current, A	Cross Section
750	125	35 mm ²
1000	115	AWG 12 - 2

1.5 - 50 mm ²
1.5 - 50 mm ²
1.5 - 16 mm ²
AWG 16 - 2
16 - 18 mm
2.5 - 3.5 Nm
1.2 x 6.5

8/3
1/B9
IP 20/ -

Terminal	Qty.	End Plate	Qty.
ER35PVBEIGE	40		
ER35PVGREY	40		
ER35PVBLUE	40		

Small Partition	Qty.	Large Partition	Qty.
		SP35P	10

Part Number	Qty.	Part Number	Qty.
CC35/2	25		
CC35/3	20		
CC35/4	15		
CC35/10	5		

Part Number	Qty.	Part Number	Qty.
ES1xx	100		
ES4xx	100		
ES7xx	50		

Part Number	Qty.	Part Number	Qty.

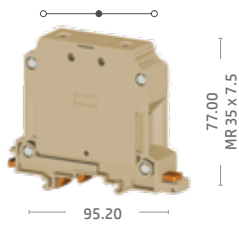
With Symbol	Qty.	Without Symbol	Qty.

Part Number	Qty.	Part Number	Qty.

Part Number	Qty.	Part Number	Qty.
DG10/10	200		

ER50PV

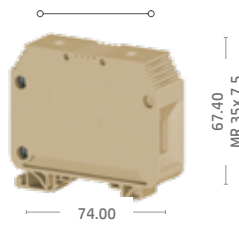
Width: 20 mm



50 mm² Feed Through Terminal Block
High Insulation for PV, Allen Key
For 35 mm DIN Rail

ER70PV

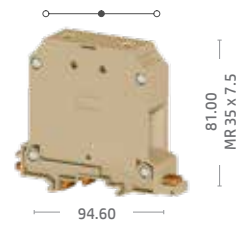
Width: 22 mm



70 mm² Feed Through Terminal Block
High Insulation for PV
For 35 mm DIN Rail

ER70GPV

Width: 22 mm



70 mm² Feed Through Terminal Block
High Insulation for PV, Allen Key
For 35 mm DIN Rail

Voltage, V ~	Current, A	Cross Section
1000	150	50 mm²
1000	150	AWG 6 - 1/0

16 - 70 mm²
25 - 50 mm²
10 - 16 mm²
AWG 10 - 1/0
22 - 24 mm
6 - 10 Nm
DIN6911

8/3
1/B10
IP 20/ -

Terminal	Qty.	End Plate	Qty.
ER50PVBEIGE	25		
ER50PVGREY	25		
ER50PVBLUE	25		

Small Partition	Qty.	Large Partition	Qty.

Part Number	Qty.	Part Number	Qty.
CC50/2	5		
CC50/3	5		
CC50/4	5		

--	--	--	--

Part Number	Qty.	Part Number	Qty.
ES1xx	100		
ES4xx	100		
ES7xx	50		

Part Number	Qty.	Part Number	Qty.

With Symbol	Qty.	Without Symbol	Qty.

Part Number	Qty.	Part Number	Qty.

Part Number	Qty.	Part Number	Qty.

Voltage, V ~	Current, A	Cross Section
750	192	70 mm²
1000	175	AWG 6 - 2/0

16 - 70 mm²
16 - 70 mm²
16 - 25 mm²
AWG 6 - 2/0
22 - 24 mm
6 - 12 Nm
DIN6911

8/3
1/A11
IP 20/ -

Terminal	Qty.	End Plate	Qty.
ER70PVBEIGE	25		
ER70PVGREY	25		
ER70PVBLUE	25		

Small Partition	Qty.	Large Partition	Qty.

Part Number	Qty.	Part Number	Qty.

--	--	--	--

Part Number	Qty.	Part Number	Qty.
ES1xx	100		
ES4xx	100		
ES7xx	50		

Part Number	Qty.	Part Number	Qty.

With Symbol	Qty.	Without Symbol	Qty.

Part Number	Qty.	Part Number	Qty.

Part Number	Qty.	Part Number	Qty.

Voltage, V ~	Current, A	Cross Section
1000	192	70 mm²
1000	175	AWG 6 - 2/0

16 - 70 mm²
16 - 70 mm²
16 - 25 mm²
AWG 6 - 2/0
22 - 24 mm
6 - 12 Nm
DIN6911

8/3
1/A11
IP 20/ -

Terminal	Qty.	End Plate	Qty.
ER70GPVBEIGE	10		
ER70GPVGREY	10		
ER70GPVBLUE	10		

Small Partition	Qty.	Large Partition	Qty.

Part Number	Qty.	Part Number	Qty.
CC70/2	5		
CC70/3	5		
CC70/4	5		

--	--	--	--

Part Number	Qty.	Part Number	Qty.
ES6xx	50		

Part Number	Qty.	Part Number	Qty.

With Symbol	Qty.	Without Symbol	Qty.


Part Number	Qty.	Part Number	Qty.
GM	50		

Part Number	Qty.	Part Number	Qty.

Main Terminals Bolt Connection

ER2.5IR


Width: 9 mm



2.5 mm² Modular Terminal Block
Bolt Connection
For 35 mm G and DIN Rail

ER2.5IRK

Width: 9 mm



2.5 mm² Modular Terminal Block with Test Plug
Bolt Connection
For 35 mm G and DIN Rail



Electrical Ratings
CE (EN 60947-7-1 / EN 60947-7-2)
cRUus
VDE (IEC 60947-7-1)
CSA
IECEX

Connection Data
Conductor cross section solid (min.-max.)
Conductor cross section stranded (min.-max.)
AWG Conductor
Torque (min-max.)
Hole Diameter
Bolt Diameter
Screwdriver
Rail Tightening Torque (min-max.)

Technical Data
Rated Impulse Voltage
Insulation material group / Gauge pin code according to IEC 60947-1
Protection class / Protection conductor type

Ordering Data
<input checked="" type="checkbox"/> Grey



Partition Plate
xx: available in all colours

Cross Connection - Comb Connection

Control Terminal

End Bracket
xx: Beige or Grey

Test Plug and Sockets

Group Marking

Unprinted Markers

Voltage, V ~	Current, A	Cross Section
800	24	2.5 mm ²
600	20/15	AWG 26 - 14

0.1 - 2.5 mm ²
0.1 - 2.5 mm ²
AWG 26 - 14
0.6 - 0.8 Nm
3.2 mm
3.0 mm
0.8 x 4.0

8/3
1/NA
IP 20/ -

Terminal	Qty.	End Plate	Qty.
ER2.5IRGREY	45	EP2.5IRGREY	25

Partition	Qty.	Partition	Qty.
SP2.5-6IR	25		

Part Number	Qty.	Part Number	Qty.
		BBIR2.5/2	25
		BBIR2.5/3	20
		BBIR2.5/4	15
		BBIR2.5/7	5
		BBIR2.5/10	5

Part Number	Qty.	Part Number	Qty.
ES1xx	100		
ES4xx	100		
ES7xx	50		

Part Number	Qty.	Part Number	Qty.
ES1xx	100		
ES4xx	100		
ES7xx	50		

Part Number	Qty.	Part Number	Qty.
		TF2.3	100

Part Number	Qty.	Part Number	Qty.

Part Number	Qty.	Part Number	Qty.
DG10/6	360		

Voltage, V ~	Current, A	Cross Section
800	24	2.5 mm ²
600	20/15	AWG 26 - 14

0.1 - 2.5 mm ²
0.1 - 2.5 mm ²
AWG 26 - 14
0.6 - 0.8 Nm
3.2 mm
3.0 mm
0.8 x 4.0

8/3
1/NA
IP 20/ -

Terminal	Qty.	End Plate	Qty.
ER2.5IRKGREY	45	EP2.5IRKGREY	25

Partition	Qty.	Partition	Qty.
SP2.5-6IR	25		

Part Number	Qty.	Part Number	Qty.
		BBIR2.5/2	25
		BBIR2.5/3	20
		BBIR2.5/4	15
		BBIR2.5/7	5
		BBIR2.5/10	5

Part Number	Qty.	Part Number	Qty.
ES1xx	100		
ES4xx	100		
ES7xx	50		

Part Number	Qty.	Part Number	Qty.
ES1xx	100		
ES4xx	100		
ES7xx	50		

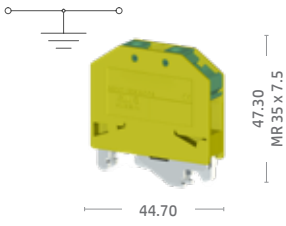
Part Number	Qty.	Part Number	Qty.
		TF2.3	100

Part Number	Qty.	Part Number	Qty.

Part Number	Qty.	Part Number	Qty.
DG10/6	360		

ERPE2.5IR

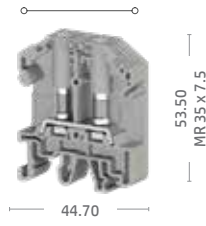
Width: 10 mm



2.5 mm² Modular Terminal Block
Protective Earth, Bolt Connection
For 35 mm DIN Rail

ER6IR


Width: 11 mm



6 mm² Modular Terminal Block
Bolt Connection
For 35 mm G and DIN Rail

ER6IRK

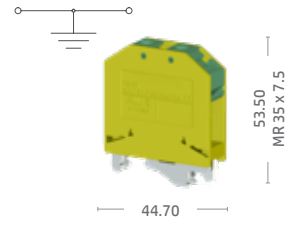
Width: 11 mm



6 mm² Modular Terminal Block with Test Plug
Bolt Connection
For 35 mm G and DIN Rail

ERPE6IR

Width: 12 mm



6 mm² Modular Terminal Block
Protective Earth, Bolt Connection
For 35 mm DIN Rail

Voltage, V ~	Current, A	Cross Section
		AWG 26 - 14

0.1 - 2.5 mm ²
0.1 - 2.5 mm ²
AWG 26 - 14
0.6 - 0.8 Nm
3.2 mm
3.0 mm
1.0 x 5.5
0.4 - 0.6 Nm

8/3
1/NA
IP 20/ PE

Terminal	Qty.	End Plate	Qty.
ERPE2.5IR	45		

Partition	Qty.	Partition	Qty.

Part Number	Qty.	Part Number	Qty.

--

Part Number	Qty.	Part Number	Qty.
ES1xx	100		
ES4xx	100		
ES7xx	50		

Part Number	Qty.	Part Number	Qty.

Part Number	Qty.	Part Number	Qty.

Part Number	Qty.	Part Number	Qty.
DG10/6	360		

Voltage, V ~	Current, A	Cross Section
800	41	6 mm ²
600	45	AWG 22 - 8

0.5 - 6 mm ²
0.5 - 6 mm ²
AWG 22 - 8
0.8 - 1.2 Nm
4.2 mm
4.0 mm
1.0 x 5.5

8/3
1/NA
IP 20/ -

Terminal	Qty.	End Plate	Qty.
ER6IRGREY	40	EP6IRGREY	25

Partition	Qty.	Partition	Qty.
SP2.5-6IR	25		

Part Number	Qty.	Part Number	Qty.
		BBIR6/2	25
		BBIR6/3	20
		BBIR6/4	15
		BBIR6/7	5
		BBIR6/10	5

--

Part Number	Qty.	Part Number	Qty.
ES1xx	100		
ES4xx	100		
ES7xx	50		

Part Number	Qty.	Part Number	Qty.

Part Number	Qty.	Part Number	Qty.

Part Number	Qty.	Part Number	Qty.
DG10/6	360	DG10/10	200
DG10/5	440		
DG10/8	260		

Voltage, V ~	Current, A	Cross Section
800	41	6 mm ²
600	45	AWG 22 - 8

0.5 - 6 mm ²
0.5 - 6 mm ²
AWG 22 - 8
0.8 - 1.2 Nm
4.2 mm
4.0 mm
1.0 x 5.5

8/3
1/NA
IP 20/ -

Terminal	Qty.	End Plate	Qty.
ER6IRKGREY	40	EP6IRKGREY	25

Partition	Qty.	Partition	Qty.
SP2.5-6IR	25		

Part Number	Qty.	Part Number	Qty.
		BBIR6/2	25
		BBIR6/3	20
		BBIR6/4	15
		BBIR6/7	5
		BBIR6/10	5

--

Part Number	Qty.	Part Number	Qty.
ES1xx	100		
ES4xx	100		
ES7xx	50		

Part Number	Qty.	Part Number	Qty.
TF4	100		

Part Number	Qty.	Part Number	Qty.

Part Number	Qty.	Part Number	Qty.
DG10/8	260		

Voltage, V ~	Current, A	Cross Section
		6 mm ²
		AWG 22 - 8

0.5 - 6 mm ²
0.5 - 6 mm ²
AWG 22 - 8
0.8 - 1.2 Nm
4.0 mm
4.0 mm
1.0 x 5.5
0.6 - 0.8 Nm

8/3
1/NA
IP 20/ PE

Terminal	Qty.	End Plate	Qty.
ERPE6IR	40		

Partition	Qty.	Partition	Qty.

Part Number	Qty.	Part Number	Qty.

--

Part Number	Qty.	Part Number	Qty.


Part Number	Qty.	Part Number	Qty.

Part Number	Qty.	Part Number	Qty.

Part Number	Qty.	Part Number	Qty.
DG10/6	360		

ER25IR


Width: 18 mm



25 mm² Modular Terminal Block
Bolt Connection, 5 mm Hole Diameter
For 35 mm G and DIN Rail

ER25IRM6

Width: 18 mm




25 mm² Modular Terminal Block
Bolt Connection, 6 mm Hole Diameter
For 35 mm G and DIN Rail



Electrical Ratings
CE (EN 60947-7-1)
cRUus
VDE (IEC 60947-7-1)
CSA
IECEX

Connection Data
Conductor cross section solid (min.-max.)
Conductor cross section stranded (min.-max.)
AWG Conductor
Torque (min-max.)
Hole Diameter
Bolt Diameter
Screwdriver
Rail Tightening Torque (min-max.)

Technical Data
Rated Impulse Voltage
Insulation material group /
Gauge pin code according to IEC 60947-1
Protection class / Protection conductor type

Ordering Data
<div style="display: flex; align-items: center;"> <div style="width: 15px; height: 10px; background-color: #d3d3d3; margin-right: 5px;"></div> Beige </div> <div style="display: flex; align-items: center;"> <div style="width: 15px; height: 10px; background-color: #808080; margin-right: 5px;"></div> Grey </div>


Partition Plate
xx: available in all colours

Cross Connection - Comb Connection


Control Terminal

End Bracket
xx: Beige or Grey


Test Plug and Sockets


Group Marking


Unprinted Markers


Voltage, V ~	Current, A	Cross Section
800	101	25 mm ²
600	115/85	AWG 26 - 4

1.5 - 25 mm ²
1.5 - 25 mm ²
AWG 26 - 4
3 - 3.5 Nm
5.2 mm
5.0 mm
1.0 x 5.5

8/3
1/NA
IP 20/ PE

Terminal	Qty.	End Plate	Qty.
ER25IRGREY	10	EP25IRGREY	25

Partition	Qty.	Partition	Qty.
SP25IR	25		

Part Number	Qty.	Part Number	Qty.
		BBIR25/2	25

Part Number	Qty.	Part Number	Qty.
ES1xx	100		
ES4xx	100		
ES7xx	50		

Part Number	Qty.	Part Number	Qty.
ES1xx	100		
ES4xx	100		
ES7xx	50		

Part Number	Qty.	Part Number	Qty.

Part Number	Qty.	Part Number	Qty.

Part Number	Qty.	Part Number	Qty.
DG10/10	200		

Voltage, V ~	Current, A	Cross Section
800	101	25 mm ²
600	115/85	AWG 26 - 4

1.5 - 25 mm ²
1.5 - 25 mm ²
AWG 26 - 4
3.2 - 3.7 Nm
6.2 mm
6.0 mm
1.0 x 5.5

8/3
1/NA
IP 20/ PE

Terminal	Qty.	End Plate	Qty.
ER25IRM6GREY	10	EP25IRM6GREY	25

Partition	Qty.	Partition	Qty.
SP25IR	25		

Part Number	Qty.	Part Number	Qty.
		BBIR25/2	25

Part Number	Qty.	Part Number	Qty.
ES1xx	100		
ES4xx	100		
ES7xx	50		

Part Number	Qty.	Part Number	Qty.
ES1xx	100		
ES4xx	100		
ES7xx	50		

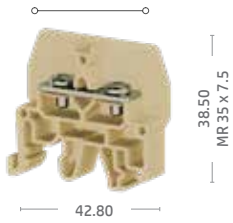
Part Number	Qty.	Part Number	Qty.

Part Number	Qty.	Part Number	Qty.

Part Number	Qty.	Part Number	Qty.
DG10/10	200		

ER6IF

Width: 9.50 mm



6 mm² Feed Through Terminal Block
Fork Type
For 35 mm G and DIN Rail

Voltage, V ~	Current, A	Cross Section
800	41	6 mm ²

0.5 - 6 mm ²
0.5 - 6 mm ²
AWG 20 - 10
0.8 - 1.2 Nm
3.5 mm
0.8 x 4.0

8/3
1/NA
IP 20/ -

Terminal	Qty.	End Plate	Qty.
ER6IFBEIGE	50	EP6IFBEIGE	50
ER6IFGREY	50	EP6IFGREY	50

Partition	Qty.	Partition	Qty.

Part Number	Qty.	Part Number	Qty.
CC9.5/2	25		
CC9.5/3	20		
CC9.5/4	15		
CC9.5/7	10		
CC9.5/10	5		

--	--	--	--

Part Number	Qty.	Part Number	Qty.

Part Number	Qty.	Part Number	Qty.

Part Number	Qty.	Part Number	Qty.

Part Number	Qty.	Part Number	Qty.
DG6/5	400		

ER10IF

Width: 13 mm



10 mm² Feed Through Terminal Block
Fork Type
For 35 mm G and DIN Rail

Voltage, V ~	Current, A	Cross Section
800	57	10 mm ²

0.5 - 10 mm ²
0.5 - 10 mm ²
AWG 20 - 8
1.2 - 1.8 Nm
4 mm
0.8 x 4.0

8/3
1/NA
IP 20/ -

Terminal	Qty.	End Plate	Qty.
ER10IFBEIGE	25	EP10IFBEIGE	50
ER10IFGREY	25	EP10IFGREY	50

Partition	Qty.	Partition	Qty.

Part Number	Qty.	Part Number	Qty.
CC13/2	25		
CC13/3	20		
CC13/4	15		
CC13/7	10		
CC13/10	5		

--	--	--	--

Part Number	Qty.	Part Number	Qty.

Part Number	Qty.	Part Number	Qty.

Part Number	Qty.	Part Number	Qty.

Part Number	Qty.	Part Number	Qty.
DG6/5	400		



SHINE LIGHT ON YOUR TECHNICAL APPLICATIONS


The LMB range of LED pilot lights can be used in new installations, or a retrofit of an existing panel as they fit into a standard Ø22.5mm (7/8") hole. Besides having a bulb that outlasts a standard incandescent bulb type, LEDs are not affected by vibration or heat, making them suitable for almost every application.

- Multi-chip LED integrated onto light surface
 - IP65
 - Single hole fixing Ø22.5mm
- Bright & colour intensive light distribution
- Temperature range -25°C to +55°C
 - cURus, CE approval




Scan this QR code using your smartphone to view our **Pilot Light Range**

Main Terminals High Current



ER50
50 mm² Feed Through Terminal Block
High Insulation, Allen Key
For 35 mm DIN Rail



ER70P
70 mm² Feed Through Terminal Block
High Insulation, Allen Key
For 35 mm DIN Rail



Electrical Ratings
CE (EN 60947-7-1)
cRUus
VDE (IEC 60947-7-1)
CSA
IECEX

Connection Data
Conductor cross section solid (min.-max.)
Conductor cross section stranded (min.-max.)
2 conductors with same cross section, stranded, TWIN ferrules with plastic sleeve, (min.-max.)
AWG Conductor
Insulation Stripping Length
Torque (min.-max.)
Screwdriver

Technical Data
Rated Impulse Voltage
Insulation material group / Gauge pin code according to IEC 60947-1
Protection class / Protection conductor type

Diode Technical Data
Diode Voltage
Diode Current
Diode

Ordering Data
Beige
Grey

Seperation Plate

Cross Connection - Comb Connection

Additional Cable Entry

End Bracket
xx: Beige or Grey

Test Plug and Sockets

Warning Label
Available in White and Yellow

Group Marking

Unprinted Markers

Voltage, V ~	Current, A	Cross Section
1000	150	50 mm ²
600	150	AWG 6 - 1/0
800	150	

Conductor cross section solid (min.-max.)
16 - 70 mm ²
25 - 50 mm ²
10 - 16 mm ²
AWG 10 - 1/0
22 - 24 mm
6 - 10 Nm
DIN6911

8/3
1/B10
IP 10/ -

Terminal	Qty.	End Plate	Qty.
ER50BEIGE	25		
ER50GREY	25		

Small Partition	Qty.	Large Partition	Qty.

Part Number	Qty.	Part Number	Qty.
CC50/2	5		
CC50/3	5		
CC50/4	5		

Part Number	Qty.	Part Number	Qty.

Part Number	Qty.	Part Number	Qty.
ES6xx	50		

Part Number	Qty.	Part Number	Qty.

With Symbol	Qty.	Without Symbol	Qty.

Part Number	Qty.	Part Number	Qty.
GM	50		

Part Number	Qty.	Part Number	Qty.

Voltage, V ~	Current, A	Cross Section
1000	192	70 mm ²
600	175	AWG 6 - 2/0

Conductor cross section solid (min.-max.)
16 - 70 mm ²
16 - 70 mm ²
16 - 25 mm ²
AWG 6 - 2/0
22 - 24 mm
6 - 12 Nm
DIN6911

8/3
1/A11
IP 10/ -

Terminal	Qty.	End Plate	Qty.
ER70PBEIGE	10		
ER70PGREY	10		

Small Partition	Qty.	Large Partition	Qty.

Part Number	Qty.	Part Number	Qty.
CC70/2	5		
CC70/3	5		
CC70/4	5		

Part Number	Qty.	Part Number	Qty.

Part Number	Qty.	Part Number	Qty.
ES6xx	50		

Part Number	Qty.	Part Number	Qty.


With Symbol	Qty.	Without Symbol	Qty.

Part Number	Qty.	Part Number	Qty.
GM	50		

Part Number	Qty.	Part Number	Qty.

ER95


Width: 25 mm



95 mm² Feed Through Terminal Block
High Insulation, Allen Key
For 35 mm DIN Rail

ER150


Width: 31 mm



150 mm² Feed Through Terminal Block
High Insulation, Allen Key
For 35 mm DIN Rail

ER240

Width: 36 mm



240 mm² Feed Through Terminal Block
High Insulation, Allen Key
For 35 mm DIN Rail

Voltage, V ~	Current, A	Cross Section
1000	232	95 mm ²
600	230	AWG 2 - 4/0
1000	217	

25 - 95 mm ²
35 - 95 mm ²
16 - 35 mm ²
AWG 4 - 3/0
26 - 28 mm
10 - 15 Nm
DIN6911

8/3
1/B12
IP 10/ -

Terminal	Qty.	End Plate	Qty.
ER95BEIGE	6		
ER95GREY	6		

Small Partition	Qty.	Large Partition	Qty.

Part Number	Qty.	Part Number	Qty.
CC95/2	5		
CC95/3	5		
CC95/4	5		

Part Number	Qty.	Part Number	Qty.
ERCT	20		

Part Number	Qty.	Part Number	Qty.
ES6xx	50		

Part Number	Qty.	Part Number	Qty.

With Symbol	Qty.	Without Symbol	Qty.

Part Number	Qty.	Part Number	Qty.
GM	50		

Part Number	Qty.	Part Number	Qty.

Voltage, V ~	Current, A	Cross Section
1000	309	150 mm ²
600	270	2 - 300 kcmil
1000	281	

35 - 150 mm ²
50 - 150 mm ²
25 - 50 mm ²
AWG 2 - 300 kcmil
29 - 31 mm
10 - 18 Nm
DIN6911

8/3
1/B14
IP 10/ -

Terminal	Qty.	End Plate	Qty.
ER150BEIGE	4		
ER150GREY	4		

Small Partition	Qty.	Large Partition	Qty.

Part Number	Qty.	Part Number	Qty.
CC150/2	5		
CC150/3	5		
CC150/4	5		

Part Number	Qty.	Part Number	Qty.
ERCT	20		

Part Number	Qty.	Part Number	Qty.
ES6xx	50		

Part Number	Qty.	Part Number	Qty.

With Symbol	Qty.	Without Symbol	Qty.

Part Number	Qty.	Part Number	Qty.
GM	50		

Part Number	Qty.	Part Number	Qty.

Voltage, V ~	Current, A	Cross Section
1000	415	240 mm ²
600	370	2/0 - 500 kcmil
1000	380	

50 - 240 mm ²
70 - 240 mm ²
35 - 50 mm ²
AWG 2/0 - 500 kcmil
33 - 35 mm
10 - 20 Nm
DIN6911

8/3
1/A16
IP 10/ -

Terminal	Qty.	End Plate	Qty.
ER240BEIGE	4		
ER240GREY	4		

Small Partition	Qty.	Large Partition	Qty.

Part Number	Qty.	Part Number	Qty.
CC240/2	5		
CC240/3	5		
CC240/4	5		

Part Number	Qty.	Part Number	Qty.
ERCT	20		

Part Number	Qty.	Part Number	Qty.
ES6xx	50		

Part Number	Qty.	Part Number	Qty.

With Symbol	Qty.	Without Symbol	Qty.

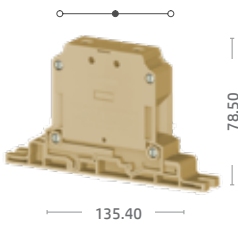
Part Number	Qty.	Part Number	Qty.
GM	50		

Part Number	Qty.	Part Number	Qty.

Main Terminals Panel Mount

ER50IA

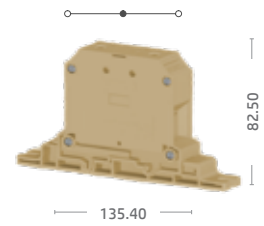
Width: 20 mm



50 mm² Feed Through Terminal Block
High Insulation, Allen Key
For Panel Mounting






ER70IA

Width: 22 mm



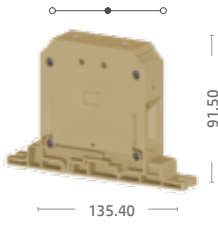
70 mm² Feed Through Terminal Block
High Insulation, Allen Key
For Panel Mounting



Electrical Ratings	Voltage, V ~	Current, A	Cross Section	Voltage, V ~	Current, A	Cross Section
CE (EN 60947-7-1)	1000	150	50 mm ²	1000	192	70 mm ²
cRUus						
VDE (IEC 60947-7-1)						
CSA						
IECEX						
Connection Data						
Conductor cross section solid (min.-max.)			16 - 70 mm ²			16 - 70 mm ²
Conductor cross section stranded (min.-max.)			25 - 50 mm ²			16 - 70 mm ²
2 conductors with same cross section, stranded, TWIN ferrules with plastic sleeve, (min.-max.)			10 - 16 mm ²			16 - 25 mm ²
AWG Conductor			AWG 10 - 1/0			AWG 6 - 2/0
Insulation Stripping Length			22 - 24 mm			22 - 24 mm
Torque (min.-max.)			6 - 10 Nm			6 - 12 Nm
Screwdriver			DIN6911			DIN6911
Technical Data						
Rated Impulse Voltage			8/3			8/3
Insulation material group / Gauge pin code according to IEC 60947-1			1/B10			1/A11
Protection class / Protection conductor type			IP 10/ -			IP 10/ -
Ordering Data						
Beige			Terminal	Qty.	End Plate	Qty.
Grey			ER50IABEIGE	6		
			ER50IAGREY	6		
Seperation Plate			Small Partition	Qty.	Large Partition	Qty.
Cross Connection - Comb Connection			Part Number	Qty.	Part Number	Qty.
			CC50/2	5		
			CC50/3	5		
			CC50/4	5		
Additional Cable Entry			Part Number	Qty.	Part Number	Qty.
						
End Bracket			Part Number	Qty.	Part Number	Qty.
xx: Beige or Grey 						
Test Plug and Sockets			Part Number	Qty.	Part Number	Qty.
						
Warning Label			With Symbol	Qty.	Without Symbol	Qty.
Available in White and Yellow 			WL5	50	WL5S	50
Group Marking			Part Number	Qty.	Part Number	Qty.
						
Unprinted Markers			Part Number	Qty.	Part Number	Qty.
			DG10/5	440	DG10/10	200
			DG10/6	360		
			DG10/8	260		

ER95IA

Width: 25 mm



95 mm² Feed Through Terminal Block
High Insulation, Allen Key
For Panel Mounting

ER150IA

Width: 31 mm



150 mm² Feed Through Terminal Block
High Insulation, Allen Key
For Panel Mounting

ER240IA

Width: 36 mm



240 mm² Feed Through Terminal Block
High Insulation, Allen Key
For Panel Mounting

Voltage, V ~	Current, A	Cross Section
1000	232	95 mm²

25 - 95 mm²		
35 - 95 mm²		
16 - 35 mm²		
AWG 4 - 3/0		
26 - 28 mm		
10 - 15 Nm		
DIN6911		

8/3		
1/B12		
IP 10/ -		

Terminal	Qty.	End Plate	Qty.
ER95IABEIGE	6		
ER95IAGREY	6		

Small Partition	Qty.	Large Partition	Qty.

Part Number	Qty.	Part Number	Qty.
CC95/2	5		
CC95/3	5		
CC95/4	5		

Part Number	Qty.	Part Number	Qty.
ERCT	20		

Part Number	Qty.	Part Number	Qty.

Part Number	Qty.	Part Number	Qty.

With Symbol	Qty.	Without Symbol	Qty.
WL5	50	WL5S	50

Part Number	Qty.	Part Number	Qty.

Part Number	Qty.	Part Number	Qty.
DG10/5	440	DG10/10	200
DG10/6	360		
DG10/8	260		

Voltage, V ~	Current, A	Cross Section
1000	309	150 mm²

35 - 150 mm²		
50 - 150 mm²		
25 - 50 mm²		
AWG 2 - 300 kcmil		
29 - 31 mm		
10 - 18 Nm		
DIN6911		

8/3		
1/B14		
IP 10/ -		

Terminal	Qty.	End Plate	Qty.
ER150IABEIGE	4		
ER150IAGREY	4		

Small Partition	Qty.	Large Partition	Qty.

Part Number	Qty.	Part Number	Qty.
CC150/2	5		
CC150/3	5		
CC150/4	5		

Part Number	Qty.	Part Number	Qty.
ERCT	20		

Part Number	Qty.	Part Number	Qty.

Part Number	Qty.	Part Number	Qty.

With Symbol	Qty.	Without Symbol	Qty.
WL5	50	WL5S	50

Part Number	Qty.	Part Number	Qty.

Part Number	Qty.	Part Number	Qty.
DG10/5	440	DG10/10	200
DG10/6	360		
DG10/8	260		

Voltage, V ~	Current, A	Cross Section
1000	415	240 mm²

50 - 240 mm²		
70 - 240 mm²		
35 - 50 mm²		
AWG 2/0 - 500 kcmil		
33 - 35 mm		
10 - 20 Nm		
DIN6911		

8/3		
1/A16		
IP 10/ -		

Terminal	Qty.	End Plate	Qty.
ER240IABEIGE	6		
ER240IAGREY	6		

Small Partition	Qty.	Large Partition	Qty.

Part Number	Qty.	Part Number	Qty.
CC240/2	5		
CC240/3	5		
CC240/4	5		

Part Number	Qty.	Part Number	Qty.
ERCT	20		

Part Number	Qty.	Part Number	Qty.

Part Number	Qty.	Part Number	Qty.

With Symbol	Qty.	Without Symbol	Qty.
WL5	50	WL5S	50

Part Number	Qty.	Part Number	Qty.

Part Number	Qty.	Part Number	Qty.
DG10/5	440	DG10/10	200
DG10/6	360		
DG10/8	260		

Main Terminals Bolt On



95 mm² Feed Through Terminal Block
High Insulation, Bolt on Connection
For 35 mm DIN Rail



150 mm² Feed Through Terminal Block
High Insulation, Bolt on Connection
For 35 mm DIN Rail



Electrical Ratings
CE (EN 60947-7-1)
cRUus
VDE (IEC 60947-7-1)
CSA
IECEX


Connection Data
Conductor cross section solid (min.-max.)
Conductor cross section stranded (min.-max.)
AWG Conductor
Insulation Stripping Length
Torque (min.-max.)
Hole Diameter
Bolt Diameter
Screwdriver

Technical Data
Rated Impulse Voltage
Insulation material group /
Gauge pin code according to IEC 60947-1
Protection class / Protection conductor type

Ordering Data
Beige
Grey

Partition Plate
xx: available in all colours

Cross Connection - Comb Connection



Isolation Cover


End Bracket
xx: Beige or Grey


Test Plug and Sockets


Warning Label
Available in White and Yellow


Group Marking


Unprinted Markers


Voltage, V ~	Current, A	Cross Section
1000	232	95 mm ²

25 - 95 mm ²
35 - 95 mm ²
AWG 4 - 3/0
29 mm
25 - 30 Nm
10.5 mm
10 mm
DIN3110

8/3
1/NA
IP 10/ -

Terminal	Qty.	End Plate	Qty.
ERB95BEIGE	4		
ERB95GREY	4		

Partition	Qty.	Partition	Qty.

Part Number	Qty.	Part Number	Qty.
CCB95/2	5		
CCB95/3	5		
CCB95/4	5		

Part Number	Qty.	Part Number	Qty.
IC95	4		

Part Number	Qty.	Part Number	Qty.
ES1xx	100		
ES4xx	100		
ES7xx	50		
ES6xx	50		

Part Number	Qty.	Part Number	Qty.

With Symbol	Qty.	Without Symbol	Qty.
WL5	50	WL5S	50

Part Number	Qty.	Part Number	Qty.
GM1-1	25		
GM1-2	25		
GM2-2	25		

Part Number	Qty.	Part Number	Qty.
DG10/5	440	DG10/10	200
DG10/6	360		
DG10/8	260		

Voltage, V ~	Current, A	Cross Section
1000	309	150 mm ²

30 - 150 mm ²
50 - 150 mm ²
AWG 2/0 - 300 kcmil
34 mm
25 - 30 Nm
13 mm
12 mm
DIN3110

8/3
1/NA
IP 10/ -

Terminal	Qty.	End Plate	Qty.
ERB150BEIGE	4		
ERB150GREY	4		

Partition	Qty.	Partition	Qty.

Part Number	Qty.	Part Number	Qty.
CCB150/2	5		
CCB150/3	5		
CCB150/4	5		

Part Number	Qty.	Part Number	Qty.
IC150	4		

Part Number	Qty.	Part Number	Qty.
ES1xx	100		
ES4xx	100		
ES7xx	50		
ES6xx	50		

Part Number	Qty.	Part Number	Qty.


With Symbol	Qty.	Without Symbol	Qty.
WL5	50	WL5S	50

Part Number	Qty.	Part Number	Qty.
GM1-1	25		
GM1-2	25		
GM2-2	25		

Part Number	Qty.	Part Number	Qty.
DG10/5	440	DG10/10	200
DG10/6	360		
DG10/8	260		

ERB240

Width: 53 mm



240 mm² Feed Through Terminal Block
High Insulation, Bolt on Connection
For 35 mm DIN Rail

Voltage, V ~	Current, A	Cross Section
1000	415	240 mm ²

70 - 240 mm ²
70 - 240 mm ²
AWG 2/0 - 500 kcmil
34 mm
30 - 35 Nm
17 mm
16 mm
DIN3110

8/3
1/NA
IP 10/ -

Terminal	Qty.	End Plate	Qty.
ERB240BEIGE	4		
ERB240GREY	4		

Partition	Qty.	Partition	Qty.

Part Number	Qty.	Part Number	Qty.
CCB240/2	5		
CCB240/3	5		
CCB240/4	5		

Part Number	Qty.	Part Number	Qty.
IC240	4		


Part Number	Qty.	Part Number	Qty.

Part Number	Qty.	Part Number	Qty.

With Symbol	Qty.	Without Symbol	Qty.
WLS	50	WL5S	50

Part Number	Qty.	Part Number	Qty.
GM1-1	25		
GM1-2	25		
GM2-2	25		

Part Number	Qty.	Part Number	Qty.



DON'T DROP THE BATON!

IMO's relay manufacturing goes back as far as 1972, and over the years we have strived to innovate and produce new types of relays for developing technologies. In 1984 we developed the first BT Type 47 Telecom Relay, and again in 1990 we launched the first BABT compliant isolation relay for data transfer, confirming our place as one of the leading global relay manufacturers. Today, our range of Industrial Relays include Signal Relays, Power Relays, Automotive Relays and Solar Relays, and range of compatible sockets.

IMO's range of Industrial Relays are available with either an AC or DC coil, and suitable for PCB mounting or plug-in via a dedicated socket. We also offer a range of slimline DIN Rail mountable relays which are just 6mm thick, and provide substantial space savings in a panel when compared to traditional plug-in type relays.

- Wide range for use in virtually any application
- Relay manufacturing market leader and innovator
- VDE, UR and cUR approvals
- Range of compatible sockets available

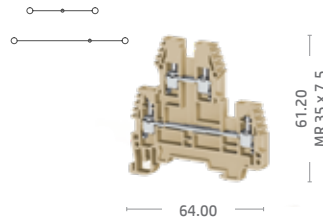


Scan this QR code using your smartphone to view our [Relay Range](#)

Main Terminals Double Deck

ERD2.5

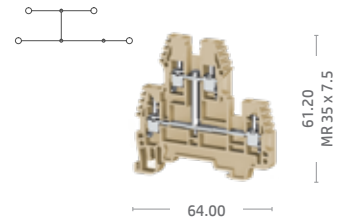
Width: 5 mm



2.5 mm² Double Deck Terminal Block
For 35 mm DIN Rail

ERD2.5V

Width: 5 mm



2.5 mm² Double Deck Terminal Block with Solid Link
For 35 mm DIN Rail



Electrical Ratings
CE (EN 60947-7-1)
cRUus
VDE (IEC 60947-7-1)
CSA
IECEX

Connection Data
Conductor cross section solid (min.-max.)
Conductor cross section stranded (min.-max.)
2 Conductors with same cross section, stranded, TWIN ferrules with plastic sleeve, (min.-max.)
AWG Conductor
Insulation Stripping Length
Torque (min.-max.)
Screwdriver

Technical Data
Rated Impulse Voltage
Insulation material group / Gauge pin code according to IEC 60947-1
Protection class / Protection conductor type

Diode Technical Data
Diode Voltage
Diode Current
Diode

Ordering Data
<div style="display: flex; align-items: center;"> <div style="width: 15px; height: 10px; background-color: #c0c0c0; margin-right: 5px;"></div> Beige </div> <div style="display: flex; align-items: center; margin-top: 5px;"> <div style="width: 15px; height: 10px; background-color: #808080; margin-right: 5px;"></div> Grey </div>

Partition Plate
xx: available in all colours

Cross Connection - Comb Connection

Isolation Cover

End Bracket
xx: Beige or Grey

Test Plug and Sockets

Warning Label
Available in White and Yellow

Group Marking

Unprinted Markers

Voltage, V ~	Current, A	Cross Section
500	24	2.5 mm ²
300	20	AWG 26 - 12
400	21.5	

0.2 - 4 mm ²
0.2 - 4 mm ²
0.5 - 1.5 mm ²
AWG 24 - 12
9 - 10 mm
0.4 - 0.6 Nm
0.6 x 3.5

6/3
1/A3
IP 20/ -

Terminal	Qty.	End Plate	Qty.
ERD2.5BEIGE	100	EP4BEIGE	25
ERD2.5GREY	100	EP4GREY	25

Partition	Qty.	Partition	Qty.
		SP1	100

Part Number	Qty.	Part Number	Qty.
CC2.5/2	25		
CC2.5/3	20		
CC2.5/4	15		
CC2.5/10	5		
CC2.5/50	20		

Part Number	Qty.	Part Number	Qty.

Part Number	Qty.	Part Number	Qty.
E51xx	100		
E54xx	100		
E57xx	50		

Part Number	Qty.	Part Number	Qty.
TF2	100	TSK3	100
TF2.3	100		
TSK1	100		

With Symbol	Qty.	Without Symbol	Qty.

Part Number	Qty.	Part Number	Qty.
GM	50	GM3	50
GM1-1	25		
GM1-2	25		
GM2-2	25		

Part Number	Qty.	Part Number	Qty.
DG10/5	440		
DG10/5T	440		
MT10/5	500		

Voltage, V ~	Current, A	Cross Section
500	24	2.5 mm ²
300	20	AWG 26 - 12
400	21.5	

0.2 - 4 mm ²
0.2 - 4 mm ²
0.5 - 1.5 mm ²
AWG 24 - 12
9 - 10 mm
0.4 - 0.6 Nm
0.6 x 3.5

6/3
1/A3
IP 20/ -

Terminal	Qty.	End Plate	Qty.
ERD2.5VBEIGE	20	EP4BEIGE	25
ERD2.5VGREY	20	EP4GREY	25

Partition	Qty.	Partition	Qty.
		SP1	100

Part Number	Qty.	Part Number	Qty.
CC2.5/2	25		
CC2.5/3	20		
CC2.5/4	15		
CC2.5/10	5		

Part Number	Qty.	Part Number	Qty.

Part Number	Qty.	Part Number	Qty.
E51xx	100		
E54xx	100		
E57xx	50		

Part Number	Qty.	Part Number	Qty.
TF2	100	TSK3	100
TF2.3	100		
TSK1	100		

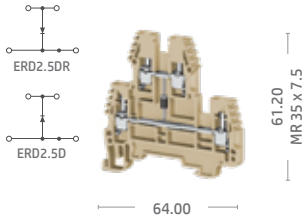
With Symbol	Qty.	Without Symbol	Qty.

Part Number	Qty.	Part Number	Qty.
GM	50	GM3	50
GM1-1	25		
GM1-2	25		
GM2-2	25		

Part Number	Qty.	Part Number	Qty.
DG10/5	440		
DG10/5T	440		
MT10/5	500		

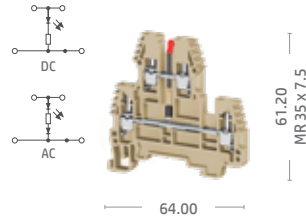
ERD2.5D (R)

Width: 5 mm



ERD2.5LD

Width: 5 mm



2.5 mm² Double Deck Terminal Block with Diode (R) : Reverse Diode For 35 mm DIN Rail

2.5 mm² Double Deck Terminal Block with LED and Diode XX : 24AC/DC, 48AC/DC, 110AC/DC, 220AC/DC For 35 mm DIN Rail

Voltage, V ~	Current, A	Cross Section
500	24	2.5 mm ²
300	20	AWG 26 - 12
400	21.5	

Voltage, V ~	Current, A	Cross Section
	24	2.5 mm ²
	20	AWG 26 - 12
400	21.5	

0.2 - 4 mm ²
0.2 - 4 mm ²
0.5 - 1.5 mm ²
AWG 24 - 12
9 - 10 mm
0.4 - 0.6 Nm
0.6 x 3.5

0.2 - 4 mm ²
0.2 - 4 mm ²
0.5 - 1.5 mm ²
AWG 24 - 12
9 - 10 mm
0.4 - 0.6 Nm
0.6 x 3.5

6/3
1/A3
IP 20/ -

6/3
1/A3
IP 20/ -

1000 V
1.0 A
1 N 4007

1000 V
1.0 A
1 N 4007

Terminal	Qty.	End Plate	Qty.
ERD2.5DBEIGE	20	EP4BEIGE	25
ERD2.5DGREY	20	EP4GREY	25
ERD2.5DRBEIGE	20	EP4BEIGE	25
ERD2.5DRGREY	20	EP4GREY	25

Terminal	Qty.	End Plate	Qty.
ERD2.5LDXXBEIGE	20	EP4BEIGE	25
ERD2.5LDXXGREY	20	EP4GREY	25

Partition	Qty.	Partition	Qty.
		SP1	100

Partition	Qty.	Partition	Qty.
		SP1	100

Part Number	Qty.	Part Number	Qty.
CC2.5/2	25		
CC2.5/3	20		
CC2.5/4	15		
CC2.5/10	5		
CC2.5/50	20		

Part Number	Qty.	Part Number	Qty.
CC2.5/2	25		
CC2.5/3	20		
CC2.5/4	15		
CC2.5/10	5		
CC2.5/50	20		

Part Number	Qty.	Part Number	Qty.

Part Number	Qty.	Part Number	Qty.

Part Number	Qty.	Part Number	Qty.
ES1xx	100		
ES4xx	100		

Part Number	Qty.	Part Number	Qty.
ES1xx	100		
ES4xx	100		

Part Number	Qty.	Part Number	Qty.
TF2	100	TSK3	100
TF2.3	100		
TSK1	100		

Part Number	Qty.	Part Number	Qty.
TF2	100	TSK3	100
TF2.3	100		
TSK1	100		

With Symbol	Qty.	Without Symbol	Qty.

With Symbol	Qty.	Without Symbol	Qty.

Part Number	Qty.	Part Number	Qty.
GM	50	GM3	50
GM1-1	25		
GM1-2	25		
GM2-2	25		

Part Number	Qty.	Part Number	Qty.
GM	50	GM3	50
GM1-1	25		
GM1-2	25		
GM2-2	25		

Part Number	Qty.	Part Number	Qty.
DG10/5	440		

Part Number	Qty.	Part Number	Qty.
DG10/5	440		



MINIATURE CIRCUIT BREAKERS

Effective Protection and Isolation is at the very heart of good electrical engineering. IMO offers a comprehensive range of modular low-voltage devices to provide protection from Over-Current, Short-Circuit and Earth Leakage faults, alongside power Isolation.

Our MCB range includes standard 10kA and 6kA devices, alongside miniaturised single module 1+N units rated at 4.5kA. The full range of standard trip-curves and current ratings is available, along with the possibility to create customised trip-curve and current options. Offering protection from both Over-Current and Short-Circuit they are ideal for protecting equipment and wiring from high current situations.

IMO RCDs (aka RCCBs) are designed to rapidly disconnect power upon detecting an Earth-Leakage fault, protecting personnel from the most common cause of electrical injuries, shocks and fatalities both in industry and at home.

Our flagship RCBO devices combine the features of our MCBs and RCDs to provide an all-in-one solution to protecting both equipment and personnel from the effects of electrical faults.

Finally, we offer a range of MCB style isolators to provide a safe, efficient means of disconnecting power.

- Wide range covering common overcurrent, short-circuit, earth leakage and isolation requirements
- Range of accessories including auxiliary/signal contacts, shunt and undervoltage trips and safety lock offs
- Available as part of our Value Added Sub-Assembly service
- Custom designs available for non-standard applications
- Third Party Approval Certifications

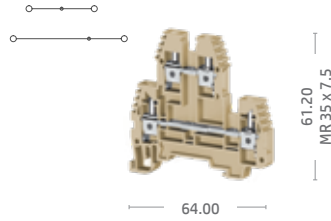


Scan this QR code using your smartphone to view our **Miniature Circuit Breakers**

Main Terminals Double Deck

ERD4

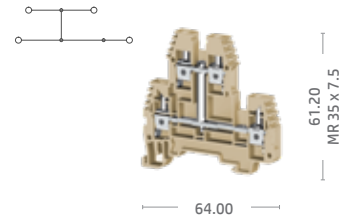
Width: 6 mm



4 mm² Double Deck Terminal Block
For 35 mm DIN Rail

ERD4V

Width: 6 mm



4 mm² Double Deck Terminal Block with Link
For 35 mm DIN Rail



Electrical Ratings
CE (EN 60947-7-1)
cRUus
VDE (IEC 60947-7-1)
CSA
IECEX

Connection Data
Conductor cross section solid (min.-max.)
Conductor cross section stranded (min.-max.)
2 Conductors with same cross section, stranded, TWIN ferrules with plastic sleeve, (min.-max.)
AWG Conductor
Insulation Stripping Length
Torque (min.-max.)
Screwdriver

Technical Data
Rated Impulse Voltage
Insulation material group / Gauge pin code according to IEC 60947-1
Protection class / Protection conductor type

Diode Technical Data
Diode Voltage
Diode Current
Diode

Ordering Data
<div style="display: flex; align-items: center;"> <div style="width: 15px; height: 10px; background-color: #c0c0c0; margin-right: 5px;"></div> Beige <div style="width: 15px; height: 10px; background-color: #808080; margin-left: 20px; margin-right: 5px;"></div> Grey </div>

Partition Plate
xx: available in all colours

Cross Connection - Comb Connection

Isolation Cover

End Bracket
xx: Beige or Grey

Test Plug and Sockets

Warning Label
Available in White and Yellow

Group Marking

Unprinted Markers

Voltage, V ~	Current, A	Cross Section
500	32	4 mm ²
300	30	AWG 26 - 10
400	29.5	

0.2 - 6 mm ²
0.2 - 6 mm ²
0.5 - 2.5 mm ²
AWG 24 - 10
9 - 10 mm
0.5 - 0.8 Nm
0.6 x 3.5

6/3
1/A4
IP 20/ -

Terminal	Qty.	End Plate	Qty.
ERD4BEIGE	100	EP4BEIGE	25
ERD4GREY	100	EP4GREY	25

Partition	Qty.	Partition	Qty.
		SP1	100

Part Number	Qty.	Part Number	Qty.
CC4/2	25		
CC4/3	20		
CC4/4	15		
CC4/10	5		
CC4/20	5		
CC4/50	5		

Part Number	Qty.	Part Number	Qty.

Part Number	Qty.	Part Number	Qty.
ES1xx	100		
ES4xx	100		
ES7xx	50		

Part Number	Qty.	Part Number	Qty.
TF2	100	TSK3	100
TF2.3	100		
TSK1	100		

With Symbol	Qty.	Without Symbol	Qty.

Part Number	Qty.	Part Number	Qty.
GM	50	GM3	50
GM1-1	25		
GM1-2	25		
GM2-2	25		

Part Number	Qty.	Part Number	Qty.
DG10/5	440		
DG10/6	360		

Voltage, V ~	Current, A	Cross Section
500	32	4 mm ²
300	30	AWG 26 - 10
400	29.5	

0.2 - 6 mm ²
0.2 - 6 mm ²
0.5 - 2.5 mm ²
AWG 24 - 10
9 - 10 mm
0.5 - 0.8 Nm
IKT 3 (0.6 x 3.5)

6/3
1/A4
IP 20/ -

Terminal	Qty.	End Plate	Qty.
ERD4VBEIGE	20	EP4BEIGE	25
ERD4VGREY	20	EP4GREY	25

Partition	Qty.	Partition	Qty.
		SP1	100

Part Number	Qty.	Part Number	Qty.
CC4/2	25		
CC4/3	20		
CC4/4	15		
CC4/10	5		
CC4/20	5		
CC4/50	5		

Part Number	Qty.	Part Number	Qty.

Part Number	Qty.	Part Number	Qty.
ES1xx	100		
ES4xx	100		
ES7xx	50		

Part Number	Qty.	Part Number	Qty.
TF2	100	TSK3	100
TF2.3	100		
TSK1	100		

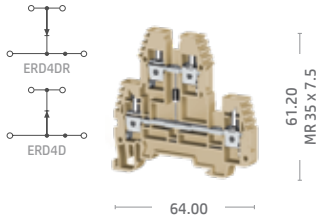
With Symbol	Qty.	Without Symbol	Qty.

Part Number	Qty.	Part Number	Qty.
GM	50	GM3	50
GM1-1	25		
GM1-2	25		
GM2-2	25		

Part Number	Qty.	Part Number	Qty.
DG10/5	440		
DG10/6	360		

ERD4D (R)

Width: 6 mm



4 mm² Double Deck Terminal Block with Link (R) : Reverse Diode For 35 mm DIN Rail

Voltage, V ~	Current, A	Cross Section
500	32	4 mm ²
300	30	AWG 26 - 10
400	29.5	

0.2 - 6 mm ²
0.2 - 6 mm ²
0.5 - 2.5 mm ²
AWG 24 - 10
9 - 10 mm
0.5 - 0.8 Nm
IKT 3 (0.6 x 3.5)

6/3
1/A4
IP 20/ -

1000 V
1.0 A
1 N 4007

Terminal	Qty.	End Plate	Qty.
ERD4DBEIGE	20	EP4BEIGE	25
ERD4DGREY	20	EP4GREY	25
ERD4DRBEIGE	20	EP4BEIGE	25
ERD4DRGREY	20	EP4GREY	25

Partition	Partition	Qty.
	SP1	100

Part Number	Qty.	Part Number	Qty.
CC4/2	25		
CC4/3	20		
CC4/4	15		
CC4/10	5		
CC4/20	5		
CC4/50	5		

Part Number	Qty.	Part Number	Qty.

Part Number	Qty.	Part Number	Qty.
ES1xx	100		
ES4xx	100		
ES7xx	50		

Part Number	Qty.	Part Number	Qty.
TF2	100	TSK3	100
TF2.3	100		
TSK1	100		

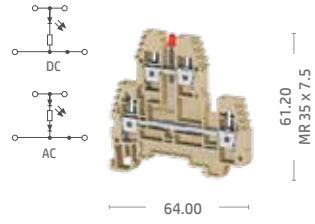
With Symbol	Qty.	Without Symbol	Qty.

Part Number	Qty.	Part Number	Qty.
GM	50	GM3	50
GM1-1	25		
GM1-2	25		
GM2-2	25		

Part Number	Qty.	Part Number	Qty.
DG10/5	440		
DG10/6	360		

ERD4LD

Width: 6 mm



4 mm² Double Deck Terminal Block with LED & Diode XX: 24AC/DC, 48AC/DC, 110AC/DC, 220AC/DC For 35 mm DIN Rail

Voltage, V ~	Current, A	Cross Section
	24	4 mm ²
	30	AWG 26 - 10
	29.5	

0.2 - 6 mm ²
0.2 - 6 mm ²
0.5 - 2.5 mm ²
AWG 24 - 10
9 - 10 mm
0.5 - 0.8 Nm
0.6 x 3.5

6/3
1/A4
IP 20/ -

1000 V
1.0 A
1 N 4007

Terminal	Qty.	End Plate	Qty.
ERD4LDXXBEIGE	20	EP4BEIGE	25
ERD4LDXXGREY	20	EP4GREY	25

Partition	Partition	Qty.
	SP1	100

Part Number	Qty.	Part Number	Qty.
CC4/2	25		
CC4/3	20		
CC4/4	15		
CC4/10	5		
CC4/20	5		
CC4/50	5		

Part Number	Qty.	Part Number	Qty.

Part Number	Qty.	Part Number	Qty.
ES1xx	100		
ES4xx	100		
ES7xx	50		

Part Number	Qty.	Part Number	Qty.
TF2	100	TSK3	100
TF2.3	100		
TSK1	100		

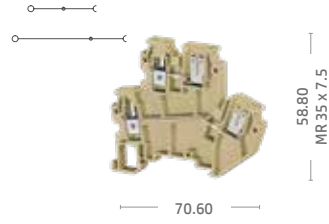
With Symbol	Qty.	Without Symbol	Qty.

Part Number	Qty.	Part Number	Qty.
GM	50	GM3	50
GM1-1	25		
GM1-2	25		
GM2-2	25		

Part Number	Qty.	Part Number	Qty.
DG10/5	440		
DG10/6	360		

ERD4H

Width: 6 mm



4 mm² Double Deck Terminal Block with Socket Entry For 35 mm DIN Rail

Voltage, V ~	Current, A	Cross Section
400	20	4 mm ²

0.2 - 4 mm ²
0.2 - 4 mm ²
0.5 - 1.5 mm ²
AWG 24 - 10
9 - 10 mm
0.5 - 0.8 Nm
0.6 x 3.5

4/3
1/A4
IP 20/ -

1000 V
1.0 A
1 N 4007

Terminal	Qty.	End Plate	Qty.
ERD4FBEIGE	85	EPERD4FBEIGE	20
ERD4FGREY	85	EPERD4FGREY	20

Partition	Qty.	Partition	Qty.

Part Number	Qty.	Part Number	Qty.
CCS4/2	25		
CCS4/3	20		
CCS4/4	15		
CCS4/10	5		

Part Number	Qty.	Part Number	Qty.

Part Number	Qty.	Part Number	Qty.
ES1xx	100		
ES4xx	100		
ES7xx	50		

Part Number	Qty.	Part Number	Qty.

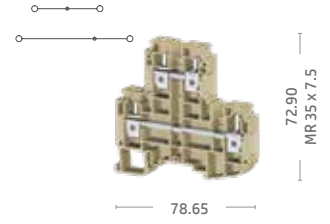
With Symbol	Qty.	Without Symbol	Qty.

Part Number	Qty.	Part Number	Qty.

Part Number	Qty.	Part Number	Qty.
DG10/5	440	MT5	500
DG10/6	360		
DG6/5	400		

ERD10

Width: 10 mm



10 mm² Double Deck Terminal Block For 35 mm DIN Rail

Voltage, V ~	Current, A	Cross Section
800	57	10 mm ²

1.5 - 16 mm ²
1.5 - 16 mm ²
6 mm ²
AWG 16 - 6
10 - 12 mm
1.2 - 1.8 Nm
0.8 x 4.0

8/3
1/B6
IP 20/ -

1000 V
1.0 A
1 N 4007

Terminal	Qty.	End Plate	Qty.
ERD10BEIGE	20	EPD10BEIGE	25
ERD10GREY	20	EPD10GREY	25

Partition	Qty.	Partition	Qty.

Part Number	Qty.	Part Number	Qty.
CC10/2	25		
CC10/3	20		
CC10/4	15		
CC10/10	5		

Part Number	Qty.	Part Number	Qty.

Part Number	Qty.	Part Number	Qty.
ES1xx	100		
ES4xx	100		
ES7xx	50		

Part Number	Qty.	Part Number	Qty.
TF2.3	100	TSK7	100
TF4	100		
TSK4	100		

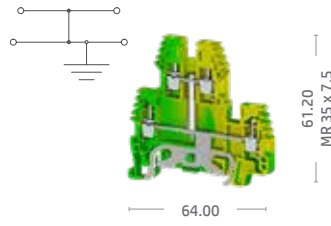
With Symbol	Qty.	Without Symbol	Qty.

Part Number	Qty.	Part Number	Qty.

Part Number	Qty.	Part Number	Qty.
DG10/8	260	MT5	500
DG10/6	360		
DG10/10	200		

ERPED2.5

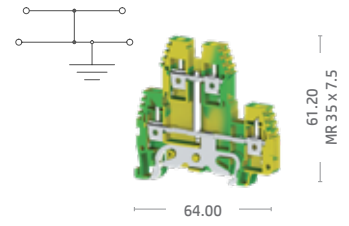
Width: 5 mm



2.5 mm² Double Deck Terminal Block
Protective Earth
For 35 mm DIN Rail

ERPED4

Width: 6 mm



4 mm² Double Deck Terminal Block
Protective Earth
For 35 mm DIN Rail



Electrical Ratings
CE (EN 60947-7-2)
cRUus
VDE (IEC 60947-7-1)
CSA
IECEX

Connection Data
Conductor cross section solid (min.-max.)
Conductor cross section stranded (min.-max.)
2 Conductors with same cross section, stranded, TWIN ferrules with plastic sleeve, (min.-max.)
AWG Conductor
Insulation Stripping Length
Torque (min.-max.)
Screwdriver

Technical Data
Rated Impulse Voltage
Insulation material group / Gauge pin code according to IEC 60947-1
Protection class / Protection conductor type

Ordering Data
Feed Through Terminal Block, Earth

End Bracket
xx: Beige or Grey

Test Plug and Sockets

Warning Label
Available in White and Yellow

Group Marking

Unprinted Markers

Voltage, V ~	Current, A	Cross Section
		2.5 mm ²

	0.2 - 4 mm ²
	0.2 - 4 mm ²
	0.5 - 1.5 mm ²
	AWG 24 - 12
	9 - 10 mm
	0.4 - 0.6 Nm
	0.6 x 3.5

	8/3
	1/A3
	IP 20/ PE

Terminal	Qty.	End Plate	Qty.
ERPED2.5	100	EPD2.5-4	25

Part Number	Qty.	Part Number	Qty.
ES1xx	100		
ES4xx	100		
ES7xx	50		

Part Number	Qty.	Part Number	Qty.

With Symbol	Qty.	Without Symbol	Qty.

Part Number	Qty.	Part Number	Qty.

Part Number	Qty.	Part Number	Qty.
MT10/5	400		
DG10/5	440		
DG10/5T	440		

Voltage, V ~	Current, A	Cross Section
		4 mm ²

	0.2 - 6 mm ²
	0.2 - 6 mm ²
	0.5 - 2.5 mm ²
	AWG 24 - 10
	9 - 10 mm
	0.5 - 0.8 Nm
	0.6 x 3.5

	8/3
	1/A4
	IP 20/ PE

Terminal	Qty.	End Plate	Qty.
ERPED4	100	EPD2.5-4	25

Part Number	Qty.	Part Number	Qty.
ES1xx	100		
ES4xx	100		
ES7xx	50		

Part Number	Qty.	Part Number	Qty.

With Symbol	Qty.	Without Symbol	Qty.

Part Number	Qty.	Part Number	Qty.

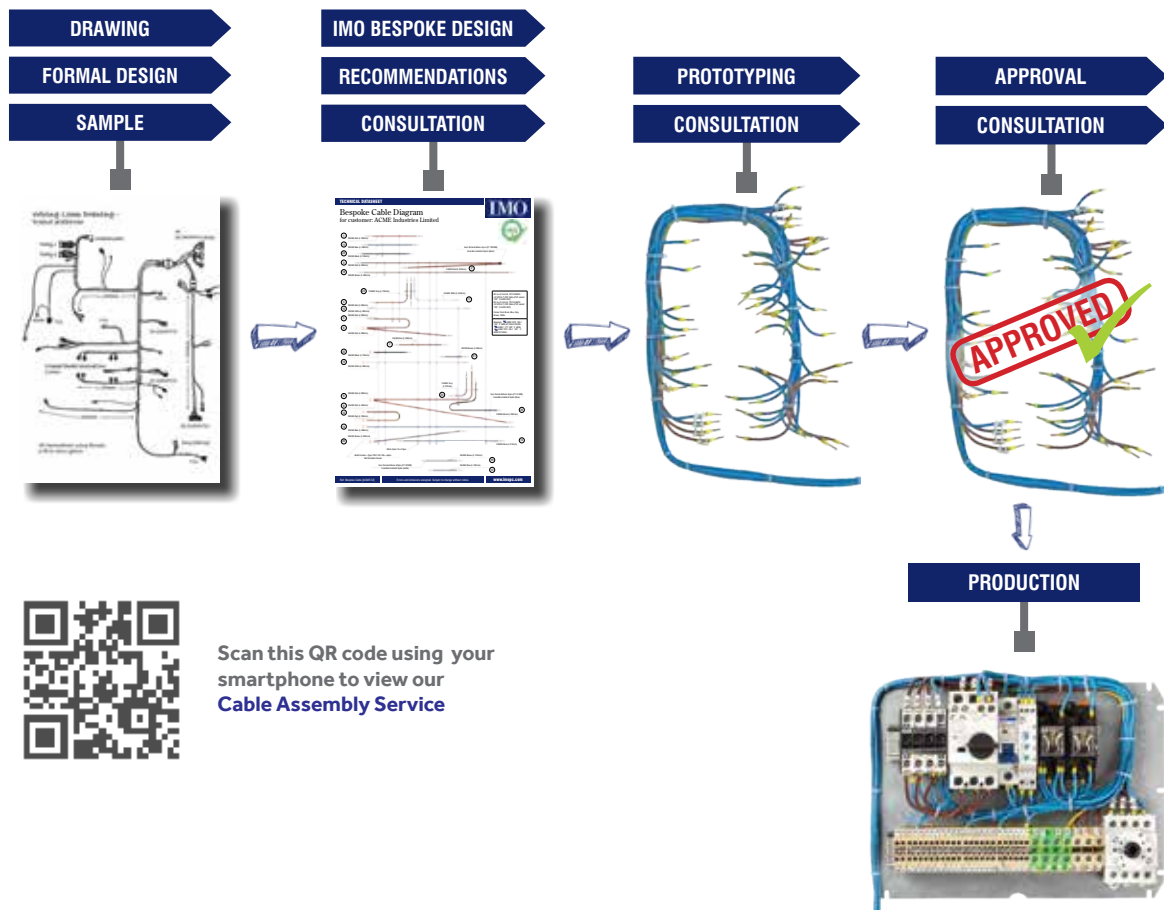
Part Number	Qty.	Part Number	Qty.
MT10/6	500		
DG10/6	360		

HAVE YOU SEEN OUR CUSTOM-MADE CABLE ASSEMBLIES & LOOMS?

- Built to your specific requirements
- Supplied to you under a single part number
- Top quality, competitively priced solutions
- Can accommodate certified wiring or components (eg. UL, TUV etc.)

However simple or complex the cable solution you require, built entirely to your exact specification, prepared the way you want it, IMO is your supplier of choice!

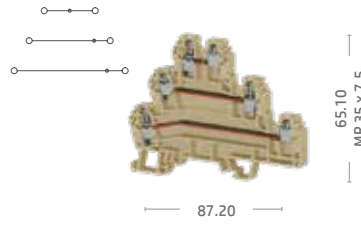
We offer customers prepared cables, cable assemblies and cable looms, with or without crimps, terminations & housings, with no volume too high. We extrude and produce many common types of certified or non-certified equipment cable, in a selection of materials including PVC, Teflon™ and silicone.



Scan this QR code using your smartphone to view our **Cable Assembly Service**

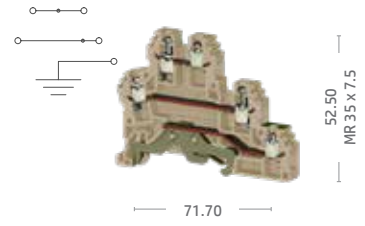
ERT3

Width: 6 mm



ERT2E

Width: 6 mm



2.5 mm² Triple Deck Terminal Block
For 35 mm DIN Rail

2.5 mm² Double Deck Terminal Block
with Earth
For 35 mm DIN Rail



Electrical Ratings
CE (EN 60947-7-1)
cRUus
VDE (IEC 60947-7-1)
CSA
IECEX

Voltage, V ~	Current, A	Cross Section
440	24	2.5 mm ²
300	24	AWG 24 - 12
400	24	

Voltage, V ~	Current, A	Cross Section
440	24	2.5 mm ²
300	24	AWG 24 - 12
400	24	

Connection Data
Conductor cross section solid (min.-max.)
Conductor cross section stranded (min.-max.)
2 Conductors with same cross section, stranded, TWIN ferrules with plastic sleeve, (min.-max.)
AWG Conductor
Insulation Stripping Length
Torque (min.-max.)
Screwdriver

0.2 - 4 mm ²
0.2 - 4 mm ²
0.5 - 1.5 mm ²
AWG 24 - 12
7 - 8 mm
0.4 - 0.6 Nm
0.6 x 3.5

0.2 - 4 mm ²
0.2 - 4 mm ²
0.5 - 1.5 mm ²
AWG 24 - 12
7 - 8 mm
0.4 - 0.6 Nm
0.6 x 3.5

Technical Data
Rated Impulse Voltage
Insulation material group / Gauge pin code according to IEC 60947-1
Protection class / Protection conductor type

6/3
1/A3
IP 20/ -

6/3
1/A3
IP 20/ PE

Ordering Data
Beige
Grey

Terminal	Qty.	End Plate	Qty.
ERT3BEIGE	20	EPT3BEIGE	10
ERT3GREY	20	EPT3GREY	10

Terminal	Qty.	End Plate	Qty.
ERT2EBEIGE	20	EPT2EBEIGE	10
ERT2EGREY	20	EPT2EGREY	10

Cross Connection - Comb Connection

Part Number	Qty.	Part Number	Qty.
CC2.5/2T	25		
CC2.5/3T	20		
CC2.5/4T	15		
CC2.5/10T	5		

Part Number	Qty.	Part Number	Qty.
CC2.5/2T	25		
CC2.5/3T	20		
CC2.5/4T	15		
CC2.5/10T	5		

Isolation Cover

Part Number	Qty.	Part Number	Qty.

Part Number	Qty.	Part Number	Qty.

End Bracket
xx: Beige or Grey

Part Number	Qty.	Part Number	Qty.
ES1xx	100		
ES4xx	100		
ES7xx	50		

Part Number	Qty.	Part Number	Qty.
ES1xx	100		
ES4xx	100		
ES7xx	50		

Test Plug and Sockets

Part Number	Qty.	Part Number	Qty.
TSK3	100		
TF2.3	100		

Part Number	Qty.	Part Number	Qty.
TSK3	100		
TF2.3	100		

Warning Label
Available in White and Yellow

With Symbol	Qty.	Without Symbol	Qty.

With Symbol	Qty.	Without Symbol	Qty.

Group Marking

Part Number	Qty.	Part Number	Qty.
GM	50	GM3	50
GM1-1	25		
GM1-2	25		
GM2-2	25		

Part Number	Qty.	Part Number	Qty.
GM	50	GM3	50
GM1-1	25		
GM1-2	25		
GM2-2	25		

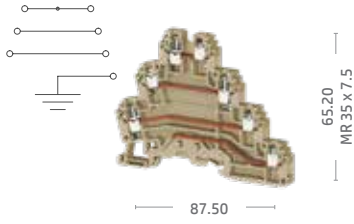
Unprinted Markers

Part Number	Qty.	Part Number	Qty.
DG10/5	440		
DG10/6	360		

Part Number	Qty.	Part Number	Qty.
DG10/5	440		
DG10/6	360		

ERT3E

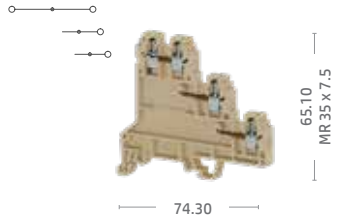
Width: 6 mm



2.5 mm² Triple Deck Terminal Block with Earth For 35 mm DIN Rail

ERT3S

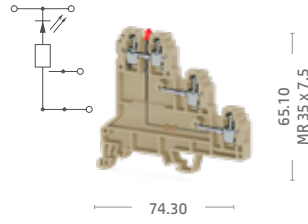
Width: 6 mm



2.5 mm² Triple Level Sensor Terminal Block For 35 mm DIN Rail

ERT3SLD

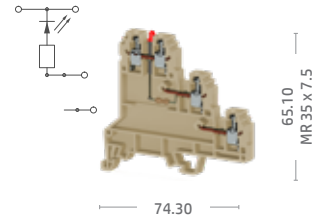
Width: 6 mm



2.5 mm² Triple Level Sensor Terminal Block with LED, NPN Configuration For 35 mm DIN Rail

ERT3SLDP

Width: 6 mm



2.5 mm² Triple Level Sensor Terminal Block with LED, PNP Configuration For 35 mm DIN Rail

Voltage, V ~	Current, A	Cross Section
440	24	2.5 mm ²
300	24	AWG 24 - 12
400	24	

0.2 - 4 mm ²
0.2 - 4 mm ²
0.5 - 1.5 mm ²
AWG 24 - 12
7 - 8 mm
0.4 - 0.6 Nm
0.6 x 3.5

6/3
1/A3
IP 20/ PE

Terminal	Qty.	End Plate	Qty.
ERT3EBEIGE	20	EPT3EBEIGE	10
ERT3EGREY	20	EPT3EGREY	10

Part Number	Qty.	Part Number	Qty.
CC2.5/2T	25		
CC2.5/3T	20		
CC2.5/4T	15		
CC2.5/10T	5		

Part Number	Qty.	Part Number	Qty.

Part Number	Qty.	Part Number	Qty.
ES1xx	100		
ES4xx	100		
ES7xx	50		

Part Number	Qty.	Part Number	Qty.
TSK3	100		
TF2.3	100		

With Symbol	Qty.	Without Symbol	Qty.

Part Number	Qty.	Part Number	Qty.
GM	50	GM3	50
GM1-1	25		
GM1-2	25		
GM2-2	25		

Part Number	Qty.	Part Number	Qty.
DG10/5	440		
DG10/6	360		

Voltage, V ~	Current, A	Cross Section
500	24	2.5 mm ²
300	24	AWG 24 - 12

0.2 - 4 mm ²
0.2 - 4 mm ²
0.5 - 1.5 mm ²
AWG 24 - 12
7 - 8 mm
0.4 - 0.6 Nm
0.6 x 3.5

6/3
1/A3
IP 20/ PE

Terminal	Qty.	End Plate	Qty.
ERT3SBEIGE	20	EPT3ESBEIGE	10
ERT3SGREY	20	EPT3ESGREY	10

Part Number	Qty.	Part Number	Qty.
CC2.5/2T	25		
CC2.5/3T	20		
CC2.5/4T	15		
CC2.5/10T	5		

Part Number	Qty.	Part Number	Qty.

Part Number	Qty.	Part Number	Qty.
ES1xx	100		
ES4xx	100		
ES7xx	50		

Part Number	Qty.	Part Number	Qty.

With Symbol	Qty.	Without Symbol	Qty.

Part Number	Qty.	Part Number	Qty.
GM	50	GM3	50
GM1-1	25		
GM1-2	25		
GM2-2	25		

Part Number	Qty.	Part Number	Qty.
DG10/5	440		
DG10/6	360		

Voltage, V ~	Current, A	Cross Section
24	24	2.5 mm ²
300	24	AWG 24 - 12

0.2 - 4 mm ²
0.2 - 4 mm ²
0.5 - 1.5 mm ²
AWG 24 - 12
7 - 8 mm
0.4 - 0.6 Nm
0.6 x 3.5

6/3
1/A3
IP 20/ PE

Terminal	Qty.	End Plate	Qty.
ERT3SLDBEIGE	20	EPT3ESBEIGE	10
ERT3SLDGREY	20	EPT3ESGREY	10

Part Number	Qty.	Part Number	Qty.
CC2.5/2T	25		
CC2.5/3T	20		
CC2.5/4T	15		
CC2.5/10T	5		

Part Number	Qty.	Part Number	Qty.

Part Number	Qty.	Part Number	Qty.
ES1xx	100		
ES4xx	100		
ES7xx	50		

Part Number	Qty.	Part Number	Qty.
TSK3	100		
TF2.3	100		

With Symbol	Qty.	Without Symbol	Qty.

Part Number	Qty.	Part Number	Qty.
GM	50	GM3	50
GM1-1	25		
GM1-2	25		
GM2-2	25		

Part Number	Qty.	Part Number	Qty.
DG10/5	440	MT5	500
DG10/6	360		
DG6/5	400		

Voltage, V ~	Current, A	Cross Section
24	24	2.5 mm ²
300	24	AWG 24 - 12

0.2 - 4 mm ²
0.2 - 4 mm ²
0.5 - 1.5 mm ²
AWG 24 - 12
7 - 8 mm
0.4 - 0.6 Nm
0.6 x 3.5

6/3
1/A3
IP 20/ PE

Terminal	Qty.	End Plate	Qty.
ERT3SLDPBEIGE	20	EPT3ESBEIGE	10
ERT3SLDPGREY	20	EPT3ESGREY	10

Part Number	Qty.	Part Number	Qty.
CC2.5/2T	25		
CC2.5/3T	20		
CC2.5/4T	5		
CC2.5/10T	5		

Part Number	Qty.	Part Number	Qty.

Part Number	Qty.	Part Number	Qty.
ES1xx	100		
ES4xx	100		
ES7xx	50		

Part Number	Qty.	Part Number	Qty.
TSK3	100		
TF2.3	100		

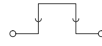
With Symbol	Qty.	Without Symbol	Qty.

Part Number	Qty.	Part Number	Qty.
GM	50	GM3	50
GM1-1	25		
GM1-2	25		
GM2-2	25		

Part Number	Qty.	Part Number	Qty.
DG10/5	440	MT5	500
DG10/6	360		
DG6/5	400		

ERTD2

Width: 8 mm



45.00
MR 35 x 7.5

64.20

ERTD4

Width: 6.2 mm



50.50
MR 35 x 7.5

54.10

6 mm² Disconnect Terminal Block with Busbar
For 35 mm G and DIN Rail

4 mm² Knife Disconnect Terminal Block
For 35 mm DIN Rail



Electrical Ratings
CE (EN 60947-7-1)
cRUus
VDE (IEC 60947-7-1)
CSA
IECEX

Voltage, V ~	Current, A	Cross Section
500	6.3	6 mm ²
300	6.3	AWG 26 - 8

Voltage, V ~	Current, A	Cross Section
500	16	4 mm ²
600	16	AWG 26 - 10

Connection Data
Conductor cross section solid (min.-max.)
Conductor cross section stranded (min.-max.)
2 Conductors with same cross section, stranded, TWIN ferrules with plastic sleeve, (min.-max.)
AWG Conductor
Insulation Stripping Length
Torque (min.-max.)
Screwdriver

0.2 - 10 mm ²
0.2 - 10 mm ²
0.5 - 4 mm ²
AWG 24 - 8
10 - 12 mm
0.8 - 1.2 Nm
0.6 x 3.5

0.2 - 6 mm ²
0.2 - 6 mm ²
0.5 - 2.5 mm ²
AWG 24 - 10
9 - 10 mm
0.5 - 0.8 Nm
0.6 x 3.5

Technical Data
Rated Impulse Voltage
Insulation material group / Gauge pin code according to IEC 60947-1
Protection class / Protection conductor type

6/3
1/B5
IP 20/ -

6/3
1/A4
IP 20/ -

Ordering Data
Beige
Grey

Terminal	Qty.	End Plate	Qty.
ERTD2BEIGE	25	EPF2BEIGE	25
ERTD2GREY	25	EPF2GREY	25

Terminal	Qty.	End Plate	Qty.
ERTD4BEIGE	50	EPF3BEIGE	10
ERTD4GREY	50	EPF3GREY	10

Cross Connection - Comb Connection

Part Number	Qty.	Part Number	Qty.

Part Number	Qty.	Part Number	Qty.
CCS4/2	25		
CCS4/3	20		
CCS4/4	15		

End Bracket
xx: Beige or Grey

Part Number	Qty.	Part Number	Qty.
ES1xx	100		
ES4xx	100		
ES7xx	50		
ES3xx	100		

Part Number	Qty.	Part Number	Qty.
ES1xx	100		
ES4xx	100		
ES7xx	50		

Test Plug and Sockets

Part Number	Qty.	Part Number	Qty.

Part Number	Qty.	Part Number	Qty.

Warning Label
Available in White and Yellow

With Symbol	Qty.	Without Symbol	Qty.

With Symbol	Qty.	Without Symbol	Qty.

Group Marking

Part Number	Qty.	Part Number	Qty.
GM	50	GM3	50
GM1-1	25		
GM1-2	25		
GM2-2	25		

Part Number	Qty.	Part Number	Qty.
GM	50	GM3	50
GM1-1	25		
GM1-2	25		
GM2-2	25		

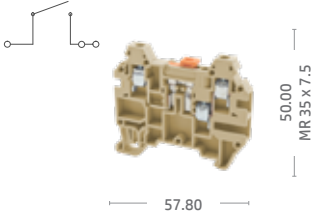
Unprinted Markers

Part Number	Qty.	Part Number	Qty.
DG10/8	260		

Part Number	Qty.	Part Number	Qty.
DG10/6	360		

ERTD2.5SD

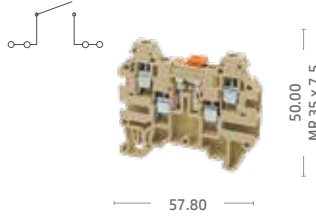
Width: 6 mm



2.5 mm² Disconnect Terminal Block
1 In, 2 Out
For 35 mm DIN Rail

ERTD2.5DD

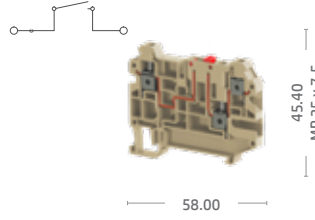
Width: 6 mm



2.5 mm² Disconnect Terminal Block
2 In, 2 Out
For 35 mm DIN Rail

ERTD2.5

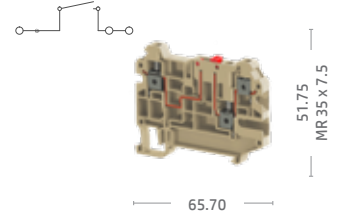
Width: 5 mm



2.5 mm² Knife Disconnect Terminal Block
For 35 mm DIN Rail

ERTD4SD

Width: 6 mm



4 mm² Knife Disconnect Terminal Block
1 In, 2 Out
For 35 mm DIN Rail

Voltage, V ~	Current, A	Cross Section
400	16	2.5 mm ²

Voltage, V ~	Current, A	Cross Section
400	16	2.5 mm ²

Voltage, V ~	Current, A	Cross Section
500	16	2.5 mm ²

Voltage, V ~	Current, A	Cross Section
500	20	4 mm ²

0.2 - 4 mm ²
0.2 - 4 mm ²
0.5 - 1.5 mm ²
AWG 24 - 12
9 - 10 mm
0.4 - 0.6 Nm
0.6 x 3.5

0.2 - 4 mm ²
0.2 - 4 mm ²
0.5 - 1.5 mm ²
AWG 24 - 12
9 - 10 mm
0.4 - 0.6 Nm
0.6 x 3.5

0.2 - 4 mm ²
0.2 - 4 mm ²
0.5 - 1.5 mm ²
AWG 24 - 12
9 - 10 mm
0.4 - 0.6 Nm
0.6 x 3.5

0.2 - 6 mm ²
0.2 - 6 mm ²
0.5 - 2.5 mm ²
AWG 24 - 10
9 - 10 mm
0.5 - 0.8 Nm
0.6 x 3.5

6/3
1/A3
IP 20/ -

6/3
1/A3
IP 20/ -

6/3
1/A3
IP 20/ -

6/3
1/A4
IP 20/ -

Terminal	Qty.	End Plate	Qty.
ERTD2.5SDBEIGE	80	EP2.5DDBEIGE	25
ERTD2.5SDGREY	80	EP2.5DDGREY	25

Terminal	Qty.	End Plate	Qty.
ERTD2.5DDBEIGE	80	EP2.5DDBEIGE	25
ERTD2.5DDGREY	80	EP2.5DDGREY	25

Terminal	Qty.	End Plate	Qty.
ERTD2.5BEIGE	50	EPF2.5BEIGE	25
ERTD2.5GREY	50	EPF2.5GREY	25

Terminal	Qty.	End Plate	Qty.
ERTD4SDBEIGE	50	EP4TSDBEIGE	25
ERTD4SDGREY	50	EP4TSDGREY	25

Part Number	Qty.	Part Number	Qty.

Part Number	Qty.	Part Number	Qty.

Part Number	Qty.	Part Number	Qty.
CCS2.5/2	25		
CCS2.5/3	20		
CCS2.5/4	5		
CCS2.5/10	5		

Part Number	Qty.	Part Number	Qty.
CCS4/2	25		
CCS4/3	20		
CCS4/4	5		
CCS4/10	5		

Part Number	Qty.	Part Number	Qty.

Part Number	Qty.	Part Number	Qty.

Part Number	Qty.	Part Number	Qty.
ES1xx	100		
ES4xx	100		
ES7xx	50		

Part Number	Qty.	Part Number	Qty.
ES1xx	100		
ES4xx	100		
ES7xx	50		

Part Number	Qty.	Part Number	Qty.

Part Number	Qty.	Part Number	Qty.

Part Number	Qty.	Part Number	Qty.

Part Number	Qty.	Part Number	Qty.

With Symbol	Qty.	Without Symbol	Qty.

With Symbol	Qty.	Without Symbol	Qty.

With Symbol	Qty.	Without Symbol	Qty.

With Symbol	Qty.	Without Symbol	Qty.

Part Number	Qty.	Part Number	Qty.

Part Number	Qty.	Part Number	Qty.

Part Number	Qty.	Part Number	Qty.

Part Number	Qty.	Part Number	Qty.

Part Number	Qty.	Part Number	Qty.
DG10/5	440		
DG10/6	360		

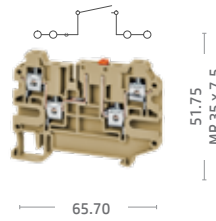
Part Number	Qty.	Part Number	Qty.
DG10/5	440		
DG10/6	360		

Part Number	Qty.	Part Number	Qty.
DG10/5	440		
DG10/5T	440		
MT10/5	500		

Part Number	Qty.	Part Number	Qty.
DG10/5	440		
DG10/6	360		


ERTD4DD

Width: 6 mm



ERTD4SKT

Width: 5.8 mm



4 mm² Knife Disconnect Terminal Block
2 In, 2 Out
For 35 mm DIN Rail

Socket for ERTD4DD and ERTD4A



Electrical Ratings
CE (EN 60947-7-1)
cRUus
VDE (IEC 60947-7-1)
CSA
IECEX

Voltage, V ~	Current, A	Cross Section
500	20	4 mm ²

Voltage, V ~	Current, A	Cross Section
400	16	2.5 mm ²

Connection Data
Conductor cross section solid (min.-max.)
Conductor cross section stranded (min.-max.)
2 Conductors with same cross section, stranded, TWIN ferrules with plastic sleeve, (min.-max.)
AWG Conductor
Insulation Stripping Length
Torque (min.-max.)
Screwdriver

0.2 - 6 mm ²
0.2 - 6 mm ²
0.5 - 2.5 mm ²
AWG 24 - 10
9 - 10 mm
0.5 - 0.8 Nm
0.6 x 3.5

0.2 - 4 mm ²
0.2 - 4 mm ²
0.5 - 1.5 mm ²
AWG 24 - 12
6 - 7 mm
0.4 - 0.6 Nm
0.6 x 3.5

Technical Data
Rated Impulse Voltage
Insulation material group / Gauge pin code according to IEC 60947-1
Protection class / Protection conductor type

6/3
1/A4
IP 20/ -

6/3
1/A3
IP 20/ PE

Diode Technical Data
Diode Voltage
Diode Current
Diode

Ordering Data	
Beige	
Grey	

Terminal	Qty.	End Plate	Qty.
ERTD4DDBEIGE	50	EP4TDDBEIGE	25
ERTD4DDGREY	50	EP4TDDGREY	25

Terminal	Qty.	End Plate	Qty.
ERTD4SKTBEIGE	50		
ERTD4SKTGREY	50		

Cross Connection - Comb Connection

Part Number	Qty.	Part Number	Qty.
CCS4/2	25		
CCS4/3	20		
CCS4/4	15		
CCS4/10	5		

Part Number	Qty.	Part Number	Qty.

End Bracket	
xx: Beige or Grey	

Part Number	Qty.	Part Number	Qty.
ES1xx	100		
ES4xx	100		
ES7xx	50		

Part Number	Qty.	Part Number	Qty.

Test Plug and Sockets

Part Number	Qty.	Part Number	Qty.

Part Number	Qty.	Part Number	Qty.

Warning Label	
Available in White and Yellow	

With Symbol	Qty.	Without Symbol	Qty.

With Symbol	Qty.	Without Symbol	Qty.

Group Marking

Part Number	Qty.	Part Number	Qty.

Part Number	Qty.	Part Number	Qty.


Unprinted Markers

Part Number	Qty.	Part Number	Qty.
DG10/5	440		
DG10/6	360		

Part Number	Qty.	Part Number	Qty.
MT10/6	500		
DG10/6	360		

ERTD4SKTD

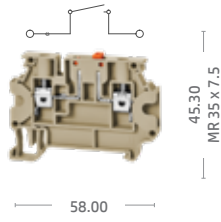
Width: 5.8 mm



Socket for ERTD4DD and ERTD4A with Diode

ERTD4A

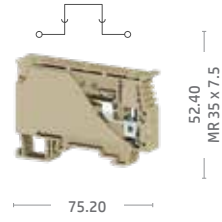
Width: 6 mm



4 mm² Knife Disconnect Terminal Block For 35 mm DIN Rail

ERTD6B

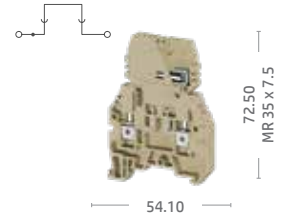
Width: 10 mm



6 mm² Disconnect Terminal Block with Busbar For 35 mm DIN Rail

ERTD3

Width: 6.2 mm



4 mm² Disconnect Terminal Block with Socket and Busbar For 35 mm DIN Rail

Voltage, V ~	Current, A	Cross Section
400	0.5	2.5 mm ²

0.2 - 4 mm ²		
0.2 - 4 mm ²		
0.5 - 1.5 mm ²		
AWG 24 - 12		
6 - 7 mm		
0.4 - 0.6 Nm		
0.6 x 3.5		

6/3		
1/A3		
IP 20/ PE		

1300 V		
0.5 A		
1 N 4007		

Terminal	Qty.	End Plate	Qty.
ERTD4SKTD BEIGE	50		
ERTD4SKTD GREY	50		

Part Number	Qty.	Part Number	Qty.

Part Number	Qty.	Part Number	Qty.

Part Number	Qty.	Part Number	Qty.

With Symbol	Qty.	Without Symbol	Qty.

Part Number	Qty.	Part Number	Qty.

Part Number	Qty.	Part Number	Qty.
MT10/6	500		
DG10/6	360		

Voltage, V ~	Current, A	Cross Section
500	20	4 mm ²
300	16	AWG 26 - 10

0.2 - 6 mm ²		
0.2 - 6 mm ²		
0.5 - 2.5 mm ²		
AWG 24 - 10		
9 - 10 mm		
0.5 - 0.8 Nm		
0.6 x 3.5		

6/3		
1/A4		
IP 20/ -		

Terminal	Qty.	End Plate	Qty.
ERTD4A BEIGE	50	EPF4A BEIGE	25
ERTD4A GREY	50	EPF4A GREY	25

Part Number	Qty.	Part Number	Qty.
CCS4/2	25		
CCS4/3	20		
CCS4/4	15		
CCS4/10	5		

Part Number	Qty.	Part Number	Qty.
ES1xx	100		
ES4xx	100		
ES7xx	50		

Part Number	Qty.	Part Number	Qty.

With Symbol	Qty.	Without Symbol	Qty.

Part Number	Qty.	Part Number	Qty.

Part Number	Qty.	Part Number	Qty.
DG10/5	440		
DG10/6	360		

Voltage, V ~	Current, A	Cross Section
750	6.3	6 mm ²
600	6.3	AWG 22 - 8

0.34 - 10 mm ²		
0.34 - 10 mm ²		
0.5 - 4 mm ²		
AWG 22 - 8		
9 - 10 mm		
0.5 - 0.8 Nm		
0.6 x 3.5		

6/3		
1/B5		
IP 20/ -		

Terminal	Qty.	End Plate	Qty.
ERTD6B BEIGE	20		
ERTD6B GREY	20		

Part Number	Qty.	Part Number	Qty.

Part Number	Qty.	Part Number	Qty.
ES1xx	100		
ES4xx	100		
ES7xx	50		

Part Number	Qty.	Part Number	Qty.

With Symbol	Qty.	Without Symbol	Qty.

Part Number	Qty.	Part Number	Qty.

Part Number	Qty.	Part Number	Qty.
DG10/10	200		

Voltage, V ~	Current, A	Cross Section
500	16	4 mm ²

0.2 - 6 mm ²		
0.2 - 6 mm ²		
0.5 - 2.5 mm ²		
AWG 24 - 10		
9 - 10 mm		
0.5 - 0.8 Nm		
0.6 x 3.5		

6/3		
1/A4		
IP 20/ -		

Terminal	Qty.	End Plate	Qty.
ERTD3 BEIGE	20	EPF3 BEIGE	10
ERTD3 GREY	20	EPF3 GREY	10

Part Number	Qty.	Part Number	Qty.
CCS4/2	25		
CCS4/3	20		
CCS4/4	5		

Part Number	Qty.	Part Number	Qty.
ES1xx	100		
ES4xx	100		
ES7xx	50		

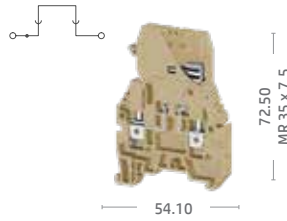
Part Number	Qty.	Part Number	Qty.

With Symbol	Qty.	Without Symbol	Qty.

Part Number	Qty.	Part Number	Qty.
GM	50	GM3	50
GM1-1	25		
GM1-2	25		
GM2-2	25		

ERTD3M

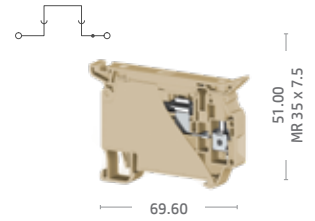
Width: 6.2 mm



4 mm² Knife Disconnect Terminal Block with Socket, Lever and Busbar For 35 mm DIN Rail

ERTD3B

Width: 8 mm



4 mm² Disconnect Terminal Block with Busbar For 35 mm DIN Rail



Electrical Ratings
CE (EN 60947-7-1)
cRUus
VDE (IEC 60947-7-1)
CSA
IECEX

Connection Data
Conductor cross section solid (min.-max.)
Conductor cross section stranded (min.-max.)
2 Conductors with same cross section, stranded, TWIN ferrules with plastic sleeve, (min.-max.)
AWG Conductor
Insulation Stripping Length
Torque (min.-max.)
Screwdriver

Technical Data
Rated Impulse Voltage
Insulation material group / Gauge pin code according to IEC 60947-1
Protection class / Protection conductor type

Diode Technical Data
Diode Voltage
Diode Current
Diode

Ordering Data	
Beige	
Grey	

Cross Connection - Comb Connection

End Bracket	
xx: Beige or Grey	

Test Plug and Sockets

Warning Label	
Available in White and Yellow	

Group Marking

Unprinted Markers

Voltage, V ~	Current, A	Cross Section
500	16	4 mm ²

0.2 - 6 mm ²
0.2 - 6 mm ²
0.5 - 2.5 mm ²
AWG 24 - 10
9 - 10 mm
0.5 - 0.8 Nm
0.6 x 3.5

6/3
1/A4
IP 20/ -

Terminal	Qty.	End Plate	Qty.
ERTD3MBEIGE	20	EPF3BEIGE	10
ERTD3MGREY	20	EPF3GREY	10

Part Number	Qty.	Part Number	Qty.
CCS4/2	25		
CCS4/3	20		
CCS4/4	15		

Part Number	Qty.	Part Number	Qty.
ES1xx	100		
ES4xx	100		
ES7xx	50		

Part Number	Qty.	Part Number	Qty.

With Symbol	Qty.	Without Symbol	Qty.

Part Number	Qty.	Part Number	Qty.
GM	50	GM3	50
GM1-1	25		
GM1-2	25		
GM2-2	25		

Part Number	Qty.	Part Number	Qty.
DG10/6	360		

Voltage, V ~	Current, A	Cross Section
500	10	4 mm ²

0.2 - 6 mm ²
0.2 - 6 mm ²
0.5 - 2.5 mm ²
AWG 24 - 10
8 - 9 mm
0.5 - 0.8 Nm
0.6 x 3.5

6/3
1/A4
IP 20/ -

Terminal	Qty.	End Plate	Qty.
ERTD3BBEIGE	50		
ERTD3BGREY	50		

Part Number	Qty.	Part Number	Qty.
CCS6/2	25		
CCS6/3	20		
CCS6/4	15		
CCS6/10	5		

Part Number	Qty.	Part Number	Qty.
ES1xx	100		
ES4xx	100		
ES7xx	50		

Part Number	Qty.	Part Number	Qty.

With Symbol	Qty.	Without Symbol	Qty.

Part Number	Qty.	Part Number	Qty.

Part Number	Qty.	Part Number	Qty.

THE WORLD'S SMALLEST. THE WORLD'S BEST.

IMO offers a comprehensive range of high-quality Contactors, suited to a range of applications. Regular switching requirements are more than adequately handled by our proven "Standard" 3 or 4 pole devices, while dedicated designs are available for switching DC loads (PV applications, Capacitor / Battery banks) and low current loads (LED lighting, Vehicles etc.).

Our ground-breaking Mini and Micro Contactors offer the same feature-driven benefits as the Standard range, with a smaller footprint to facilitate miniaturisation.

Modular Contactors offer almost silent switching in a compact, distribution-board friendly package; useful in the home or office environment where noise and aesthetics are a concern.

All of our Contactors are partnered with a full range of accessories and options to add functionality and flexibility to your design. Isn't it time you made the Switch to IMO Contactors?

- Full range from Micro to Mega Contactors
- International Approvals (EN/IEC, UL, CSA, etc)
- Cutting-edge designs including miniaturised
- Full range of accessories and options including PCB mounting

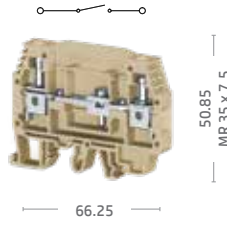


Scan this QR code using your
smartphone to view our
Micro Contactors

Test Disconnect Terminals

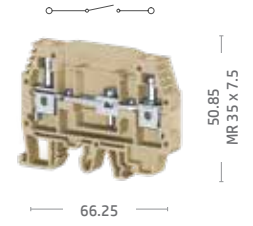
ERWT1-0N

Width: 8 mm



ERWT1-1N

Width: 8 mm



6 mm² Test and Disconnect Terminal Block with No Socket For 35 mm G and DIN Rail

6 mm² Test and Disconnect Terminal Block with Single Socket For 35 mm G and DIN Rail



Electrical Ratings
CE (EN 60947-7-1)
cRUus
VDE (IEC 60947-7-1)
CSA
IECEX

Voltage, V ~	Current, A	Cross Section
400	41	6 mm ²
300	50	AWG 20 - 8

Voltage, V ~	Current, A	Cross Section
400	41	6 mm ²
300	50	AWG 20 - 8

Connection Data
Conductor cross section solid (min.-max.)
Conductor cross section stranded (min.-max.)
2 Conductors with same cross section, stranded, TWIN ferrules with plastic sleeve, (min.-max.)
AWG Conductor
Insulation Stripping Length
Torque (min.-max.)
Screwdriver

0.2 - 10 mm ²
0.2 - 10 mm ²
0.5 - 4 mm ²
AWG 24 - 8
10 - 12 mm
0.8 - 1.2 Nm
0.8 x 4.0

0.2 - 10 mm ²
0.2 - 10 mm ²
0.5 - 4 mm ²
AWG 24 - 8
10 - 12 mm
0.8 - 1.2 Nm
0.8 x 4.0

Technical Data
Rated Impulse Voltage
Insulation material group / Gauge pin code according to IEC 60947-1
Protection class / Protection conductor type

6/3
1/B5
IP 20/ -

6/3
1/B5
IP 20/ -

Ordering Data				
<table border="0"> <tr> <td></td> <td>Beige</td> </tr> <tr> <td></td> <td>Grey</td> </tr> </table>		Beige		Grey
	Beige			
	Grey			

Terminal	Qty.	End Plate	Qty.
ERWT1-0NBEIGE	60	EPWTBEIGE	25
ERWT1-0NGREY	60	EPWTGREY	25

Terminal	Qty.	End Plate	Qty.
ERWT1-1NBEIGE	60	EPWTBEIGE	25
ERWT1-1NGREY	60	EPWTGREY	25

Partition Plate
xx: available in all colours

Partition	Qty.	Partition	Qty.

Partition	Qty.	Partition	Qty.

Cross Connection - Comb Connection

Part Number	Qty.	Part Number	Qty.
CC6/2W	10	BB6/2	25
CC6/3W	10	BB6/3	20
CC6/4W	10	BB6/4	15
CC6/6W	10	BB6/10	5
CC6/10W	5		

Part Number	Qty.	Part Number	Qty.
CC6/2W	10	BB6/2	25
CC6/3W	10	BB6/3	20
CC6/4W	10	BB6/4	15
CC6/6W	10	BB6/10	5
CC6/10W	5		

Cross Connection - Extraction Tool

Part Number	Qty.	Part Number	Qty.
ERWTOOL	1		

Part Number	Qty.	Part Number	Qty.
ERWTOOL	1		

End Bracket
xx: Beige or Grey

Part Number	Qty.	Part Number	Qty.
ES1xx	100		
ES4xx	100		
ES3xx	100		

Part Number	Qty.	Part Number	Qty.
ES1xx	100		
ES4xx	100		
ES3xx	100		

Test Plug and Sockets

Part Number	Qty.	Part Number	Qty.
TF4	100		
TSK10	100		

Part Number	Qty.	Part Number	Qty.
TF4	100		
TSK10	100		

Warning Label
Available in White and Yellow

With Symbol	Qty.	Without Symbol	Qty.

With Symbol	Qty.	Without Symbol	Qty.

Group Marking

Part Number	Qty.	Part Number	Qty.
GM	50		
GM1-1	25		
GM1-2	25		
GM2-2	25		

Part Number	Qty.	Part Number	Qty.
GM	50		
GM1-1	25		
GM1-2	25		
GM2-2	25		

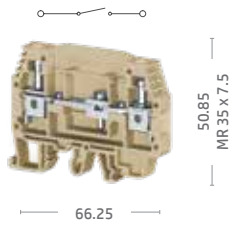
Unprinted Markers

Part Number	Qty.	Part Number	Qty.
DG10/8	260		

Part Number	Qty.	Part Number	Qty.
DG10/8	260		

ERW1-1TN

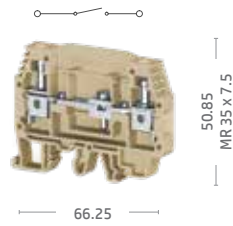
Width: 8 mm



6 mm² Test and Disconnect Terminal Block with Single Test Socket For 35 mm G and DIN Rail

ERWT1-2TN

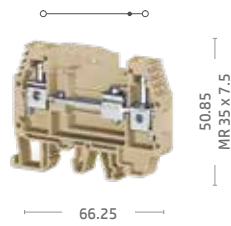
Width: 8 mm



6 mm² Test and Disconnect Terminal Block with Double Test Socket For 35 mm G and DIN Rail

ERWT1S-ON

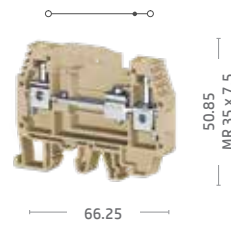
Width: 8 mm



6 mm² Test and Disconnect Terminal Block with Slide with No Socket For 35 mm and DIN Rail

ERWT1S-1N

Width: 8 mm



6 mm² Test and Disconnect Terminal Block with Slide with Single Socket For 35 mm G and DIN Rail

Voltage, V ~	Current, A	Cross Section
400	41	6 mm²
300	50	AWG 20 - 8

Voltage, V ~	Current, A	Cross Section
400	41	6 mm²
300	50	AWG 20 - 8

Voltage, V ~	Current, A	Cross Section
400	41	6 mm²
300	50	AWG 20 - 8

Voltage, V ~	Current, A	Cross Section
400	41	6 mm²
300	50	AWG 20 - 8

0.2 - 10 mm²
0.2 - 10 mm²
0.5 - 4 mm²
AWG 24 - 8
10 - 12 mm
0.8 - 1.2 Nm
0.8 x 4.0

0.2 - 10 mm²
0.2 - 10 mm²
0.5 - 4 mm²
AWG 24 - 8
10 - 12 mm
0.8 - 1.2 Nm
0.8 x 4.0

0.2 - 10 mm²
0.2 - 10 mm²
0.5 - 4 mm²
AWG 24 - 8
10 - 12 mm
0.8 - 1.2 Nm
0.8 x 4.0

0.2 - 10 mm²
0.2 - 10 mm²
0.5 - 4 mm²
AWG 24 - 8
10 - 12 mm
0.8 - 1.2 Nm
0.8 x 4.0

6/3
1/B5
IP 20/ -

6/3
1/B5
IP 20/ -

6/3
1/B5
IP 20/ -

6/3
1/B5
IP 20/ -

Terminal	Qty.	End Plate	Qty.
ERWT1-1TNBEIGE	60	EPWTBEIGE	25
ERWT1-1TNGREY	60	EPWTGREY	25

Terminal	Qty.	End Plate	Qty.
ERWT1-2TNBEIGE	60	EPWTBEIGE	25
ERWT1-2TNGREY	60	EPWTGREY	25

Terminal	Qty.	End Plate	Qty.
ERWT1S-ONBEIGE	60	EPWTBEIGE	25
ERWT1S-ONGREY	60	EPWTGREY	25

Terminal	Qty.	End Plate	Qty.
ERWT1S-1NBEIGE	60	EPWTBEIGE	25
ERWT1S-1NGREY	60	EPWTGREY	25

Partition	Qty.	Partition	Qty.

Partition	Qty.	Partition	Qty.

Partition	Qty.	Partition	Qty.

Partition	Qty.	Partition	Qty.

Part Number	Qty.	Part Number	Qty.
CC6/2W	10	BB6/2	25
CC6/3W	10	BB6/3	20
CC6/4W	10	BB6/4	15
CC6/6W	10	BB6/10	5
CC6/10W	5		

Part Number	Qty.	Part Number	Qty.
CC6/2W	10	BB6/2	25
CC6/3W	10	BB6/3	20
CC6/4W	10	BB6/4	15
CC6/6W	10	BB6/10	5
CC6/10W	5		

Part Number	Qty.	Part Number	Qty.
CC6/2W	10	BB6/2	25
CC6/3W	10	BB6/3	20
CC6/4W	10	BB6/4	15
CC6/6W	10	BB6/10	5
CC6/10W	5		

Part Number	Qty.	Part Number	Qty.
CC6/2W	10	BB6/2	25
CC6/3W	10	BB6/3	20
CC6/4W	10	BB6/4	15
CC6/6W	10	BB6/10	5
CC6/10W	5		

Part Number	Qty.	Part Number	Qty.
ERWTOOL	1		

Part Number	Qty.	Part Number	Qty.
ERWTOOL	1		

Part Number	Qty.	Part Number	Qty.
ERWTOOL	1		

Part Number	Qty.	Part Number	Qty.
ERWTOOL	1		

Part Number	Qty.	Part Number	Qty.
ES1xx	100		
ES4xx	100		
ES3xx	100		

Part Number	Qty.	Part Number	Qty.
ES1xx	100		
ES4xx	100		
ES3xx	100		

Part Number	Qty.	Part Number	Qty.
ES1xx	100		
ES4xx	100		
ES7xx	50		
ES6A	50		

Part Number	Qty.	Part Number	Qty.
ES1xx	100		
ES4xx	100		
ES7xx	50		
ES6A	50		

Part Number	Qty.	Part Number	Qty.
TF4	100		
TSK10	100		

Part Number	Qty.	Part Number	Qty.
TF4	100		
TSK10	100		

Part Number	Qty.	Part Number	Qty.
TF4	100		
TSK10	100		

Part Number	Qty.	Part Number	Qty.
TF4	100		
TSK10	100		

With Symbol	Qty.	Without Symbol	Qty.

With Symbol	Qty.	Without Symbol	Qty.

With Symbol	Qty.	Without Symbol	Qty.

With Symbol	Qty.	Without Symbol	Qty.

Part Number	Qty.	Part Number	Qty.
GM	50		
GM1-1	25		
GM1-2	25		
GM2-2	25		

Part Number	Qty.	Part Number	Qty.
GM	50		
GM1-1	25		
GM1-2	25		
GM2-2	25		

Part Number	Qty.	Part Number	Qty.
GM	50	GM3	50
GM1-1	25		
GM1-2	25		
GM2-2	25		

Part Number	Qty.	Part Number	Qty.
GM	50	GM3	50
GM1-1	25		
GM1-2	25		
GM2-2	25		

Part Number	Qty.	Part Number	Qty.
DG10/8	260		

Part Number	Qty.	Part Number	Qty.
DG10/8	260		

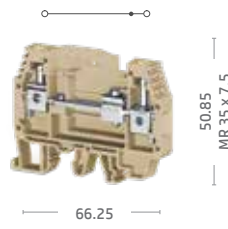
Part Number	Qty.	Part Number	Qty.
DG10/8	260		

Part Number	Qty.	Part Number	Qty.
DG10/8	260		

Test Disconnect Terminals

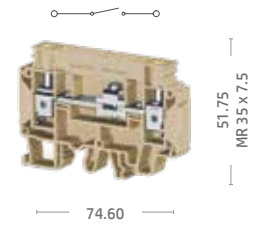
ERWT1S-1TN

Width: 8 mm



ERWT2-ON

Width: 10 mm



6 mm² Test and Disconnect Terminal Block with Slide with Single Test Socket For 35 mm G and DIN Rail

10 mm² Test and Disconnect Terminal Block with No Socket with No Socket For 35 mm G and DIN Rail



Electrical Ratings
CE (EN 60947-7-1)
cRUus
VDE (IEC 60947-7-1)
CSA
IECEX

Connection Data
Conductor cross section solid (min.-max.)
Conductor cross section stranded (min.-max.)
2 Conductors with same cross section, stranded, TWIN ferrules with plastic sleeve, (min.-max.)
AWG Conductor
Insulation Stripping Length
Torque (min.-max.)
Screwdriver

Technical Data
Rated Impulse Voltage
Insulation material group / Gauge pin code according to IEC 60947-1
Protection class / Protection conductor type

Ordering Data					
<table border="0"> <tr> <td></td> <td>Beige</td> </tr> <tr> <td></td> <td>Grey</td> </tr> </table>		Beige		Grey	
	Beige				
	Grey				

Partition Plate
xx: available in all colours

Cross Connection - Comb Connection

Cross Connection - Extraction Tool

End Bracket
xx: Beige or Grey

Test Plug and Sockets

Warning Label
Available in White and Yellow

Group Marking

Unprinted Markers

Voltage, V ~	Current, A	Cross Section
400	41	6 mm ²
300	50	AWG 20 - 8

0.2 - 10 mm ²
0.2 - 10 mm ²
0.5 - 4 mm ²
AWG 24 - 8
10 - 12 mm
0.8 - 1.2 Nm
0.8 x 4.0

6/3
1/B5
IP 20/ -

Terminal	Qty.	End Plate	Qty.
ERWT1S-1TNBEIGE	60	EPWTBEIGE	25
ERWT1S-1TNGREY	60	EPWTGREY	25

Partition	Qty.	Partition	Qty.

Part Number	Qty.	Part Number	Qty.
CC6/2W	10	BB6/2	25
CC6/3W	10	BB6/3	20
CC6/4W	10	BB6/4	15
CC6/6W	10	BB6/10	5
CC6/10W	5		

Part Number	Qty.	Part Number	Qty.
ERWTOOL	1		

Part Number	Qty.	Part Number	Qty.
ES1xx	100		
ES4xx	100		
ES7xx	50		
ES6A	50		

Part Number	Qty.	Part Number	Qty.
TF4	100		
TSK10	100		

With Symbol	Qty.	Without Symbol	Qty.

Part Number	Qty.	Part Number	Qty.
GM	50	GM3	50
GM1-1	25		
GM1-2	25		
GM2-2	25		

Part Number	Qty.	Part Number	Qty.
DG10/8	260		

Voltage, V ~	Current, A	Cross Section
400	57	10 mm ²

0.5 - 16 mm ²
0.5 - 16 mm ²
0.5 - 6 mm ²
AWG 20 - 6
10 - 12 mm
1.2 - 1.8 Nm
0.8 x 4.0

4/3
1/B6
IP 20/ -

Terminal	Qty.	End Plate	Qty.
ERWT2-ONBEIGE	50	EPWTNBEIGE	25
ERWT2-ONGREY	50	EPWTNGREY	25

Partition	Qty.	Partition	Qty.

Part Number	Qty.	Part Number	Qty.
CC10/2W	10	BB10/2	25
CC10/3W	10	BB10/3	20
CC10/4W	10	BB10/4	15
CC10/6W	10	BB10/10	5
CC10/10W	5		

Part Number	Qty.	Part Number	Qty.

Part Number	Qty.	Part Number	Qty.
ES1xx	100	ES6xx	50
ES4xx	100		
ES7xx	50		
ES6A	50		

Part Number	Qty.	Part Number	Qty.
TF4	100		
TSK6	100		
ITK35	100		

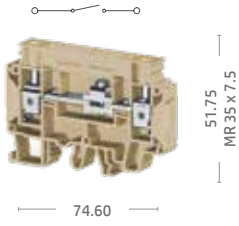
With Symbol	Qty.	Without Symbol	Qty.

Part Number	Qty.	Part Number	Qty.
GM	50	GM3	50
GM1-1	25		
GM1-2	25		
GM2-2	25		

Part Number	Qty.	Part Number	Qty.
DG10/10	200		

ERWT2-1N

Width: 10 mm



10 mm² Test and Disconnect Terminal Block with Single Socket For 35 mm G and DIN Rail

Voltage, V ~	Current, A	Cross Section
400	57	10 mm ²

0.5 – 16 mm ²
0.5 – 16 mm ²
0.5 - 6 mm ²
AWG 20 - 6
10 - 12 mm
1.2 - 1.8 Nm
0.8 x 4.0

4/3
1/B6
IP 20/ -

Terminal	Qty.	End Plate	Qty.
ERWT2-1NBEIGE	50	EPWTNBEIGE	25
ERWT2-1NGREY	50	EPWTNGREY	25

Partition	Qty.	Partition	Qty.

Part Number	Qty.	Part Number	Qty.
CC10/2W	10	BB10/2	25
CC10/3W	10	BB10/3	20
CC10/4W	10	BB10/4	15
CC10/6W	10	BB10/10	5
CC10/10W	5		

Part Number	Qty.	Part Number	Qty.

Part Number	Qty.	Part Number	Qty.
ES1xx	100	ES6xx	50
ES4xx	100		
ES7xx	50		
ES6A	50		

Part Number	Qty.	Part Number	Qty.
TF4	100		
TSK6	100		
ITK35	100		

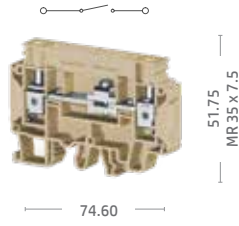
With Symbol	Qty.	Without Symbol	Qty.

Part Number	Qty.	Part Number	Qty.
GM	50	GM3	50
GM1-1	25		
GM1-2	25		
GM2-2	25		

Part Number	Qty.	Part Number	Qty.
DG10/10	200		

ERWT2-2N

Width: 10 mm



10 mm² Test and Disconnect Terminal Block with Double Socket For 35 mm G and DIN Rail

Voltage, V ~	Current, A	Cross Section
400	57	10 mm ²

0.5 – 16 mm ²
0.5 – 16 mm ²
0.5 - 6 mm ²
AWG 20 - 6
10 - 12 mm
1.2 - 1.8 Nm
0.8 x 4.0

4/3
1/B6
IP 20/ -

Terminal	Qty.	End Plate	Qty.
ERWT2-2NBEIGE	50	EPWTNBEIGE	25
ERWT2-2NGREY	50	EPWTNGREY	25

Partition	Qty.	Partition	Qty.

Part Number	Qty.	Part Number	Qty.
CC10/2W	10	BB10/2	25
CC10/3W	10	BB10/3	20
CC10/4W	10	BB10/4	15
CC10/6W	10	BB10/10	5
CC10/10W	5		

Part Number	Qty.	Part Number	Qty.

Part Number	Qty.	Part Number	Qty.
ES1xx	100	ES6xx	50
ES4xx	100		
ES7xx	50		
ES6A	50		

Part Number	Qty.	Part Number	Qty.
TF4	100		
TSK6	100		
ITK35	100		

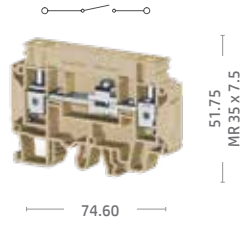
With Symbol	Qty.	Without Symbol	Qty.

Part Number	Qty.	Part Number	Qty.
GM	50	GM3	50
GM1-1	25		
GM1-2	25		
GM2-2	25		

Part Number	Qty.	Part Number	Qty.
DG10/10	200		

ERWT2-1TN

Width: 10 mm



10 mm² Test and Disconnect Terminal Block with Single Test Socket For 35 mm G and DIN Rail

Voltage, V ~	Current, A	Cross Section
400	57	10 mm ²

0.5 – 16 mm ²
0.5 – 16 mm ²
0.5 - 6 mm ²
AWG 20 - 6
10 - 12 mm
1.2 - 1.8 Nm
0.8 x 4.0

4/3
1/B6
IP 20/ -

Terminal	Qty.	End Plate	Qty.
ERWT2-1TNBEIGE	50	EPWTNBEIGE	25
ERWT2-1TNGREY	50	EPWTNGREY	25

Partition	Qty.	Partition	Qty.

Part Number	Qty.	Part Number	Qty.
CC10/2W	10	BB10/2	25
CC10/3W	10	BB10/3	20
CC10/4W	10	BB10/4	15
CC10/6W	10	BB10/10	5
CC10/10W	5		

Part Number	Qty.	Part Number	Qty.

Part Number	Qty.	Part Number	Qty.
ES1xx	100	ES6xx	50
ES4xx	100		
ES7xx	50		
ES6A	50		

Part Number	Qty.	Part Number	Qty.
TF4	100		
TSK6	100		
ITK35	100		

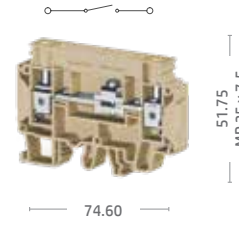
With Symbol	Qty.	Without Symbol	Qty.

Part Number	Qty.	Part Number	Qty.
GM	50	GM3	50
GM1-1	25		
GM1-2	25		
GM2-2	25		

Part Number	Qty.	Part Number	Qty.
DG10/10	200		

ERWT2-2TN

Width: 10 mm



10 mm² Test and Disconnect Terminal Block with Double Test Socket For 35 mm G and DIN Rail

Voltage, V ~	Current, A	Cross Section
400	57	10 mm ²

0.5 – 16 mm ²
0.5 – 16 mm ²
0.5 - 6 mm ²
AWG 20 - 6
10 - 12 mm
1.2 - 1.8 Nm
0.8 x 4.0

4/3
1/B6
IP 20/ -

Terminal	Qty.	End Plate	Qty.
ERWT2-2TNBEIGE	50	EPWTNBEIGE	25
ERWT2-2TNGREY	50	EPWTNGREY	25

Partition	Qty.	Partition	Qty.

Part Number	Qty.	Part Number	Qty.
CC10/2W	10	BB10/2	25
CC10/3W	10	BB10/3	20
CC10/4W	10	BB10/4	15
CC10/6W	10	BB10/10	5
CC10/10W	5		

Part Number	Qty.	Part Number	Qty.

Part Number	Qty.	Part Number	Qty.
ES1xx	100	ES6xx	50
ES4xx	100		
ES7xx	50		
ES6A	50		

Part Number	Qty.	Part Number	Qty.
TF4	100		
TSK6	100		
ITK35	100		

With Symbol	Qty.	Without Symbol	Qty.

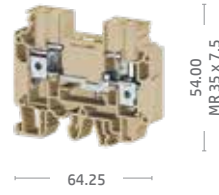
Part Number	Qty.	Part Number	Qty.
GM	50	GM3	50
GM1-1	25		
GM1-2	25		
GM2-2	25		

Part Number	Qty.	Part Number	Qty.
DG10/10	200		

Test Disconnect Terminals

ERWT2C-ON

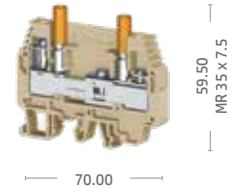
Width: 10 mm



10 mm² Test and Disconnect Terminal Block with No Socket, Double Cross Connection For 35 mm G and DIN Rail

ERWT3C-ON

Width: 8 mm



6 mm² Test and Disconnect Terminal Block with No Socket, Double Cross Connection For 35 mm G and DIN Rail



Electrical Ratings
CE (EN 60947-7-1)
cRUus
VDE (IEC 60947-7-1)
CSA
IECEX

Connection Data
Conductor cross section solid (min.-max.)
Conductor cross section stranded (min.-max.)
2 Conductors with same cross section, stranded, TWIN ferrules with plastic sleeve, (min.-max.)
AWG Conductor
Insulation Stripping Length
Torque (min.-max.)
Screwdriver

Technical Data
Rated Impulse Voltage
Insulation material group / Gauge pin code according to IEC 60947-1
Protection class / Protection conductor type

Ordering Data				
<table border="0"> <tr> <td></td> <td>Beige</td> </tr> <tr> <td></td> <td>Grey</td> </tr> </table>		Beige		Grey
	Beige			
	Grey			

Partition Plate
xx: available in all colours

Cross Connection - Comb Connection

Cross Connection - Extraction Tool

End Bracket
xx: Beige or Grey

Test Plug and Sockets

Warning Label
Available in White and Yellow

Group Marking

Unprinted Markers

Voltage, V ~	Current, A	Cross Section
400	57	10 mm ²

0.5 - 16 mm ²
0.5 - 16 mm ²
0.5 - 6 mm ²
AWG 20 - 6
10 - 12 mm
1.2 - 1.8 Nm
0.8 x 4.0

6/3
1/B6
IP 20 / -

Terminal	Qty.	End Plate	Qty.
ERWT2C-ONBEIGE	50	EPWT2CBEIGE	25
ERWT2C-ONGREY	50	EPWT2CGREY	25

Partition	Qty.	Partition	Qty.

Part Number	Qty.	Part Number	Qty.
CC10/2CW	10	BB10/2	25
CC10/3CW	10	BB10/3	20
CC10/4CW	10	BB10/4	15
CC10/6CW	10	BB10/10	5
CC10/10CW	5		

Part Number	Qty.	Part Number	Qty.
ERWTOOL	1		

Part Number	Qty.	Part Number	Qty.
ES1xx	100		
ES4xx	100		
ES7xx	50		
ES6xx	50		

Part Number	Qty.	Part Number	Qty.
TF4	100		

With Symbol	Qty.	Without Symbol	Qty.

Part Number	Qty.	Part Number	Qty.
GM	50	GM3	50
GM1-1	25		
GM1-2	25		
GM2-2	25		

Part Number	Qty.	Part Number	Qty.
DG10/10	200		

Voltage, V ~	Current, A	Cross Section
400	41	6 mm ²
300	43	AWG 20 - 8

0.2 - 10 mm ²
0.2 - 10 mm ²
0.5 - 4 mm ²
AWG 24 - 8
10 - 12 mm
0.8 - 1.2 Nm
0.8 x 4.0

6/3
1/B5
IP 20 / -

Terminal	Qty.	End Plate	Qty.
ERWT3C-ONBEIGE	50	EPWT3BEIGE	25
ERWT3C-ONGREY	50	EPWT3GREY	25

Partition	Qty.	Partition	Qty.

Part Number	Qty.	Part Number	Qty.
CC6/2W	10	BB6/2	25
CC6/3W	10	BB6/3	20
CC6/4W	10	BB6/4	15
CC6/6W	10	BB6/10	5
CC6/10W	5		

Part Number	Qty.	Part Number	Qty.
ERWTOOL	1		

Part Number	Qty.	Part Number	Qty.
ES1xx	100		
ES4xx	100		
ES7xx	50		
ES6A	50		

Part Number	Qty.	Part Number	Qty.
TF4	100		
TSK10	100		

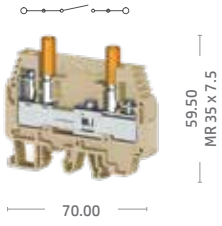
With Symbol	Qty.	Without Symbol	Qty.

Part Number	Qty.	Part Number	Qty.
GM	50	GM3	50
GM1-1	25		
GM1-2	25		
GM2-2	25		

Part Number	Qty.	Part Number	Qty.
DG10/8	260		

ERWT3C-1N

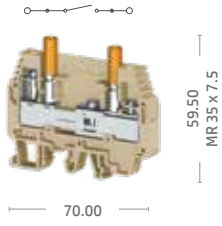
Width: 8 mm



6 mm² Test and Disconnect Terminal Block with Single Socket, Double Cross Connection For 35 mm G and DIN Rail

ERWT3C-2N

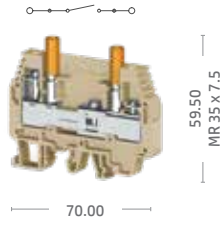
Width: 8 mm



6 mm² Test and Disconnect Terminal Block with Double Socket, Double Cross Connection For 35 mm G and DIN Rail

ERWT3C-1TN

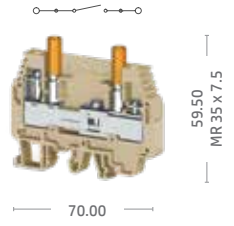
Width: 8 mm



6 mm² Test and Disconnect Terminal Block with Single Test Socket, Double Cross Connection For 35 mm G and DIN Rail

ERWT3C-2TN

Width: 8 mm



6 mm² Test and Disconnect Terminal Block with Double Test Socket, Double Cross Connection For 35 mm G and DIN Rail

Voltage, V ~	Current, A	Cross Section
400	41	6 mm ²
300	43	AWG 20 - 8

Voltage, V ~	Current, A	Cross Section
400	41	6 mm ²
300	43	AWG 20 - 8

Voltage, V ~	Current, A	Cross Section
400	41	6 mm ²
300	43	AWG 20 - 8

Voltage, V ~	Current, A	Cross Section
400	41	6 mm ²
300	43	AWG 20 - 8

0.2 - 10 mm ²
0.2 - 10 mm ²
0.5 - 4 mm ²
AWG 24 - 8
10 - 12 mm
0.8 - 1.2 Nm
0.8 x 4.0

0.2 - 10 mm ²
0.2 - 10 mm ²
0.5 - 4 mm ²
AWG 24 - 8
10 - 12 mm
0.8 - 1.2 Nm
0.8 x 4.0

0.2 - 10 mm ²
0.2 - 10 mm ²
0.5 - 4 mm ²
AWG 24 - 8
10 - 12 mm
0.8 - 1.2 Nm
0.8 x 4.0

0.2 - 10 mm ²
0.2 - 10 mm ²
0.5 - 4 mm ²
AWG 24 - 8
10 - 12 mm
0.8 - 1.2 Nm
0.8 x 4.0

6/3
1/B5
IP 20/ -

6/3
1/B5
IP 20/ -

6/3
1/B5
IP 20/ -

6/3
1/B5
IP 20/ -

Terminal	Qty.	End Plate	Qty.
ERWT3C-1NBEIGE	50	EPWT3BEIGE	25
ERWT3C-1NGREY	50	EPWT3GREY	25

Terminal	Qty.	End Plate	Qty.
ERWT3C-2NBEIGE	50	EPWT3BEIGE	25
ERWT3C-2NGREY	50	EPWT3GREY	25

Terminal	Qty.	End Plate	Qty.
ERWT3C-1TNBEIGE	50	EPWT3BEIGE	25
ERWT3C-1TNGREY	50	EPWT3GREY	25

Terminal	Qty.	End Plate	Qty.
ERWT3C-2TNBEIGE	50	EPWT3BEIGE	25
ERWT3C-2TNGREY	50	EPWT3GREY	25

Partition	Qty.	Partition	Qty.

Partition	Qty.	Partition	Qty.

Partition	Qty.	Partition	Qty.

Partition	Qty.	Partition	Qty.

Part Number	Qty.	Part Number	Qty.
CC6/2W	10	BB6/2	25
CC6/3W	10	BB6/3	20
CC6/4W	10	BB6/4	15
CC6/6W	10	BB6/10	5
CC6/10W	5		

Part Number	Qty.	Part Number	Qty.
CC6/2W	10	BB6/2	25
CC6/3W	10	BB6/3	20
CC6/4W	10	BB6/4	15
CC6/6W	10	BB6/10	5
CC6/10W	5		

Part Number	Qty.	Part Number	Qty.
CC6/2W	10	BB6/2	25
CC6/3W	10	BB6/3	20
CC6/4W	10	BB6/4	15
CC6/6W	10	BB6/10	5
CC6/10W	5		

Part Number	Qty.	Part Number	Qty.
CC6/2W	10	BB6/2	25
CC6/3W	10	BB6/3	20
CC6/4W	10	BB6/4	15
CC6/6W	10	BB6/10	5
CC6/10W	5		

Part Number	Qty.	Part Number	Qty.
ERWTOOL	1		

Part Number	Qty.	Part Number	Qty.
ERWTOOL	1		

Part Number	Qty.	Part Number	Qty.
ERWTOOL	1		

Part Number	Qty.	Part Number	Qty.
ERWTOOL	1		

Part Number	Qty.	Part Number	Qty.
ES1xx	100		
ES4xx	100		
ES7xx	50		
ES6A	50		

Part Number	Qty.	Part Number	Qty.
ES1xx	100		
ES4xx	100		
ES7xx	50		
ES6A	50		

Part Number	Qty.	Part Number	Qty.
ES1xx	100		
ES4xx	100		
ES7xx	50		
ES6A	50		

Part Number	Qty.	Part Number	Qty.
ES1xx	100		
ES4xx	100		
ES7xx	50		
ES6A	50		

Part Number	Qty.	Part Number	Qty.
TF4	100		
TSK10	100		

Part Number	Qty.	Part Number	Qty.
TF4	100		
TSK10	100		

Part Number	Qty.	Part Number	Qty.
TF4	100		
TSK10	100		

Part Number	Qty.	Part Number	Qty.
TF4	100		
TSK10	100		

With Symbol	Qty.	Without Symbol	Qty.

With Symbol	Qty.	Without Symbol	Qty.

With Symbol	Qty.	Without Symbol	Qty.

With Symbol	Qty.	Without Symbol	Qty.

Part Number	Qty.	Part Number	Qty.
GM	50	GM3	50
GM1-1	25		
GM1-2	25		
GM2-2	25		

Part Number	Qty.	Part Number	Qty.
GM	50	GM3	50
GM1-1	25		
GM1-2	25		
GM2-2	25		

Part Number	Qty.	Part Number	Qty.
GM	50	GM3	50
GM1-1	25		
GM1-2	25		
GM2-2	25		

Part Number	Qty.	Part Number	Qty.
GM	50	GM3	50
GM1-1	25		
GM1-2	25		
GM2-2	25		

Part Number	Qty.	Part Number	Qty.
DG10/8	260		

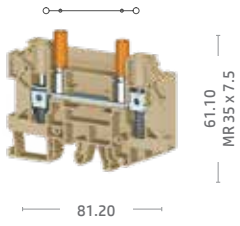
Part Number	Qty.	Part Number	Qty.
DG10/8	260		

Part Number	Qty.	Part Number	Qty.
DG10/8	260		

Part Number	Qty.	Part Number	Qty.
DG10/8	260		

ERWT6M-2TN

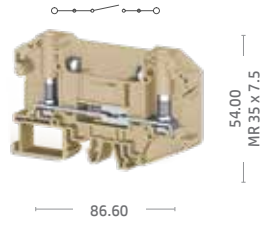
Width: 8 mm



6 mm² Test and Disconnect Terminal Block with Double Test Socket, Spring Loaded For 35 mm G and DIN Rail

ERWT6IR-2N


Width: 11 mm



6 mm² Test and Disconnect Terminal Block Ring Type Plug In, with Double Socket For 35 mm G and DIN Rail

ERWT6MIR-2N

Width: 11 mm



6 mm² Test and Disconnect Terminal Block Bolt Connection, Modular with Double Socket For 35 mm G and DIN Rail

Voltage, V ~	Current, A	Cross Section
1000	41	6 mm ²

0.2 - 10 mm ²
0.2 - 10 mm ²
0.5 - 4 mm ²
AWG 24 - 8
10 - 12 mm
0.8 - 1.2 Nm
0.8 x 4.0

6/3
1/B5
IP 20/ -

Terminal	Qty.	End Plate	Qty.
ERWT6M-2TNBEIGE	48	EPWT6BEIGE	25
ERWT6M-2TNGREY	48	EPWT6GREY	25

Partition	Qty.	Partition	Qty.

Part Number	Qty.	Part Number	Qty.
CC6/2W	10		
CC6/3W	10		
CC6/4W	10		
CC6/6W	10		
CC6/10W	5		

Part Number	Qty.	Part Number	Qty.
ERWTOOL	1		

Part Number	Qty.	Part Number	Qty.

Part Number	Qty.	Part Number	Qty.

With Symbol	Qty.	Without Symbol	Qty.

Part Number	Qty.	Part Number	Qty.

Part Number	Qty.	Part Number	Qty.
DG10/8	260		

Voltage, V ~	Current, A	Cross Section
1000	41	6 mm ²
600	45	AWG 22-8

0.5 - 6 mm ²
0.5 - 6 mm ²
AWG 22 - 8
0.8 - 1.2 Nm
4.2 mm
4.0 mm
1.0 x 5.5

6/3
1/NA
IP 20/ -

Terminal	Qty.	End Plate	Qty.
ERWT6IR-2NBEIGE	25	EPWT6IRBEIGE	25
ERWT6IR-2NGREY	25	EPWT6IRGREY	25

Partition	Qty.	Partition	Qty.
SPERWT6	25		

Part Number	Qty.	Part Number	Qty.
		BBIR6/2	25
		BBIR6/3	20
		BBIR6/4	15
		BBIR6/7	5
		BBIR6/10	5

Part Number	Qty.	Part Number	Qty.
SPERWT6	25		

Part Number	Qty.	Part Number	Qty.
ES1xx	100		
ES4xx	100		
ES7xx	50		

Part Number	Qty.	Part Number	Qty.

With Symbol	Qty.	Without Symbol	Qty.

Part Number	Qty.	Part Number	Qty.

Part Number	Qty.	Part Number	Qty.
DG10/8	260		

Voltage, V ~	Current, A	Cross Section
1000	41	6 mm ²
600	45	AWG 22-8

0.5 - 6 mm ²
0.5 - 6 mm ²
AWG 22 - 8
0.8 - 1.2 Nm
4.2 mm
4.0 mm
1.0 x 5.5

8/3
1/NA
IP 20/ -

Terminal	Qty.	End Plate	Qty.
ERWT6MIR-2NBEIGE	25	EPWT6MIRBEIGE	25
ERWT6MIR-2NGREY	25	EPWT6MIRGREY	25

Partition	Qty.	Partition	Qty.
SPERWT6	25		

Part Number	Qty.	Part Number	Qty.
		BBIR/2	25
		BBIR/3	20
		BBIR6/4	15
		BBIR6/7	5
		BBIR6/10	5

Part Number	Qty.	Part Number	Qty.
SPERWT6	25		

Part Number	Qty.	Part Number	Qty.
ES1xx	100		
ES4xx	100		
ES7xx	50		

Part Number	Qty.	Part Number	Qty.


With Symbol	Qty.	Without Symbol	Qty.

Part Number	Qty.	Part Number	Qty.

Part Number	Qty.	Part Number	Qty.
DG10/8	260		

ERDT10/16


Width: 11 mm



10-16 mm² Feed Through Terminal Block
1 In, 3 Out
For 35 mm G and DIN Rail

ERDT-S10/16

Width: 11 mm



10-16 mm² Feed Through Terminal Block
1 In, 3 Out
Not Suitable for Rail



Electrical Ratings
CE (EN 60947-7-1)
cRUus
VDE (IEC 60947-7-1)
CSA
IECEX

Connection Data
Conductor cross section solid (min.-max.)
Conductor cross section stranded (min.-max.)
2 Conductors with same cross section, stranded, TWIN ferrules with plastic sleeve, (min.-max.)
AWG Conductor
Insulation Stripping Length
Torque (min.-max.)
Screwdriver

Technical Data
Rated Impulse Voltage
Insulation material group / Gauge pin code according to IEC 60947-1
Protection class / Protection conductor type

Ordering Data											
<table border="1"> <tr><td>■ Beige</td></tr> <tr><td> </td></tr> <tr><td> </td></tr> <tr><td> </td></tr> <tr><td> </td></tr> <tr><td> </td></tr> <tr><td> </td></tr> <tr><td> </td></tr> <tr><td> </td></tr> <tr><td> </td></tr> </table>	■ Beige										
■ Beige											

Cross Connection - Comb Connection

End Bracket	
xx: Beige or Grey	

Test Plug and Sockets

Warning Label	
Available in White and Yellow	

Group Marking

Unprinted Markers

Voltage, V ~	Current, A	Cross Section
750	76	16 mm ²

2.5 - 0.5 mm ²
25 - 16 mm ²
1.5 - 0.5 / 10 - 6 mm ²
AWG 14/20 - 4/6
14/8 - 16/10 mm
1.2/1.2 - 2.0/1.8 Nm
0.8 x 4.0

8/3
1/B6
IP 20/ -

Terminal	Qty.	End Plate	Qty.
ERDT10/16BEIGE	20	EPDTBEIGE	10

Part Number	Qty.	Part Number	Qty.

Part Number	Qty.	Part Number	Qty.
ES1xx	100		
ES4xx	100		
ES3xx	100		

Part Number	Qty.	Part Number	Qty.

With Symbol	Qty.	Without Symbol	Qty.

Part Number	Qty.	Part Number	Qty.
GM	50		
GM1-1	25		
GM1-2	25		
GM2-2	25		

Part Number	Qty.	Part Number	Qty.

Voltage, V ~	Current, A	Cross Section
750	76	16 mm ²

2.5 - 0.5 mm ²
25 - 16 mm ²
1.5 - 0.5 / 10 - 6 mm ²
AWG 14/20 - 4/6
14/8 - 16/10 mm
1.2/1.2 - 2.0/1.8 Nm
0.8 x 4.0

8/3
1/B6
IP 20/ -

Terminal	Qty.	End Plate	Qty.
ERDT-S10/16BEIGE	20	EPDTBEIGE	10

Part Number	Qty.	Part Number	Qty.

Part Number	Qty.	Part Number	Qty.
ES1xx	100		
ES4xx	100		
ES3xx	100		

Part Number	Qty.	Part Number	Qty.


With Symbol	Qty.	Without Symbol	Qty.

Part Number	Qty.	Part Number	Qty.
GM	50		
GM1-1	25		
GM1-2	25		
GM2-2	25		

Part Number	Qty.	Part Number	Qty.

ERDT10/16-2

Width: 23.5 - 34.5 - 45.5 - 56.5 mm



10-16 mm² Feed Through Terminal Block
1 In, 3 Out, 2 Pieces
For 35 mm G and DIN Rail

Voltage, V ~	Current, A	Cross Section
750	76	16 mm ²

2.5 - 0.5 mm ²	25 - 16 mm ²
1.5 - 0.5/10 - 6 mm ²	
AWG 14/20 - 4/6	14/8 - 16/10 mm
1.2/1.2 - 2.0/1.8 Nm	0.8 x 4.0

8/3
1/B6
IP 20/ -

Terminal	Qty.	End Plate	Qty.
ERDT10/16-2BEIGE	20	EPDTBEIGE	10

Part Number	Qty.	Part Number	Qty.

Part Number	Qty.	Part Number	Qty.
ES1xx	100		
ES4xx	100		
ES3xx	100		

Part Number	Qty.	Part Number	Qty.

With Symbol	Qty.	Without Symbol	Qty.

Part Number	Qty.	Part Number	Qty.
GM	50		
GM1-1	25		
GM1-2	25		
GM2-2	25		

Part Number	Qty.	Part Number	Qty.

ERDT10/16-3

Width: 23.5 - 34.5 - 45.5 - 56.5 mm



10-16 mm² Feed Through Terminal Block
1 In, 3 Out, 3 Pieces
For 35 mm G and DIN Rail

Voltage, V ~	Current, A	Cross Section
750	76	16 mm ²

2.5 - 0.5 mm ²	25 - 16 mm ²
1.5 - 0.5/10 - 6 mm ²	
AWG 14/20 - 4/6	14/8 - 16/10 mm
1.2/1.2 - 2.0/1.8 Nm	0.8 x 4.0

8/3
1/B6
IP 20/ -

Terminal	Qty.	End Plate	Qty.
ERDT10/16-3BEIGE	20	EPDTBEIGE	10

Part Number	Qty.	Part Number	Qty.

Part Number	Qty.	Part Number	Qty.
ES1xx	100		
ES4xx	100		
ES3xx	100		

Part Number	Qty.	Part Number	Qty.

With Symbol	Qty.	Without Symbol	Qty.

Part Number	Qty.	Part Number	Qty.
GM	50		
GM1-1	25		
GM1-2	25		
GM2-2	25		

Part Number	Qty.	Part Number	Qty.

ERDT10/16-4

Width: 23.5 - 34.5 - 45.5 - 56.5 mm



10-16 mm² Feed Through Terminal Block
1 In, 3 Out, 4 Pieces
For 35 mm G and DIN Rail

Voltage, V ~	Current, A	Cross Section
750	76	16 mm ²

2.5 - 0.5 mm ²	25 - 16 mm ²
1.5 - 0.5/10 - 6 mm ²	
AWG 14/20 - 4/6	14/8 - 16/10 mm
1.2/1.2 - 2.0/1.8 Nm	0.8 x 4.0

8/3
1/B6
IP 20/ -

Terminal	Qty.	End Plate	Qty.
ERDT10/16-4BEIGE	20	EPDTBEIGE	10

Part Number	Qty.	Part Number	Qty.

Part Number	Qty.	Part Number	Qty.
ES1xx	100		
ES4xx	100		
ES3xx	100		

Part Number	Qty.	Part Number	Qty.

With Symbol	Qty.	Without Symbol	Qty.

Part Number	Qty.	Part Number	Qty.
GM	50		
GM1-1	25		
GM1-2	25		
GM2-2	25		

Part Number	Qty.	Part Number	Qty.

ERDT10/16-5

Width: 23.5 - 34.5 - 45.5 - 56.5 mm



10-16 mm² Feed Through Terminal Block
1 In, 3 Out, 5 Pieces
For 35 mm G and DIN Rail

Voltage, V ~	Current, A	Cross Section
750	76	16 mm ²

2.5 - 0.5 mm ²	25 - 16 mm ²
1.5 - 0.5/10 - 6 mm ²	
AWG 14/20 - 4/6	14/8 - 16/10 mm
1.2/1.2 - 2.0/1.8 Nm	0.8 x 4.0

8/3
1/B6
IP 20/ -

Terminal	Qty.	End Plate	Qty.
ERDT10/16-5BEIGE	20	EPDTBEIGE	10

Part Number	Qty.	Part Number	Qty.

Part Number	Qty.	Part Number	Qty.
ES1xx	100		
ES4xx	100		
ES3xx	100		

Part Number	Qty.	Part Number	Qty.

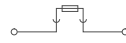
With Symbol	Qty.	Without Symbol	Qty.

Part Number	Qty.	Part Number	Qty.
GM	50		
GM1-1	25		
GM1-2	25		
GM2-2	25		

Part Number	Qty.	Part Number	Qty.

ERF2

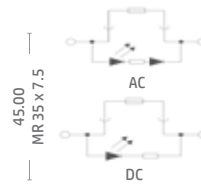
Width: 8 mm



64.20

ERF2LD

Width: 8 mm



64.20

6 mm² Fuse Terminal Block
For 35 mm G and DIN Rail

6 mm² Fuse Terminal Block with LED
XX: 24AC/DC, 48AC/DC, 110AC/DC, 220AC/DC
For 35 mm G and DIN Rail



Electrical Ratings
CE (EN 60947-7-3)
cRUus
VDE (IEC 60947-7-1)
CSA
IECEX

Connection Data
Conductor cross section solid (min.-max.)
Conductor cross section stranded (min.-max.)
2 Conductors with same cross section, stranded, TWIN ferrules with plastic sleeve, (min.-max.)
AWG Conductor
Insulation Stripping Length
Torque (min.-max.)
Screwdriver

Technical Data
Rated Impulse Voltage
Insulation material group / Gauge pin code according to IEC 60947-1
Protection class / Protection conductor type
Fuse Type

Ordering Data
<div style="display: flex; align-items: center;"> <div style="width: 20px; height: 10px; background-color: #c0c0c0; margin-right: 5px;"></div> Beige </div> <div style="display: flex; align-items: center; margin-top: 5px;"> <div style="width: 20px; height: 10px; background-color: #808080; margin-right: 5px;"></div> Grey </div>

Partition Plate
xx: available in all colours

Cross Connection - Comb Connection

Cross Connection - Extraction Tool

End Bracket
xx: Beige or Grey

Test Plug and Sockets

Warning Label
Available in White and Yellow

Group Marking

Unprinted Markers

Voltage, V ~	Current, A	Cross Section
500	6.3	6 mm ²
300	6.3	AWG 26 - 8

0.2 - 10 mm ²
0.2 - 10 mm ²
0.5 - 4 mm ²
AWG 24 - 8
10 - 12 mm
0.8 - 1.2 Nm
0.6 x 3.5

6/3
1/B5
IP 20/ -
G/5 x 20 - 5 x 25

Terminal	Qty.	End Plate	Qty.
ERF2BEIGE	50	EPF2BEIGE	25
ERF2GREY	50	EPF2GREY	25

Partition	Qty.	Partition	Qty.

Part Number	Qty.	Part Number	Qty.

Part Number	Qty.	Part Number	Qty.

Part Number	Qty.	Part Number	Qty.
ES1xx	100		
ES4xx	100		
ES7xx	50		
ES3xx	100		

Part Number	Qty.	Part Number	Qty.

With Symbol	Qty.	Without Symbol	Qty.

Part Number	Qty.	Part Number	Qty.
GM	50	GM3	50
GM1-1	25		
GM1-2	25		
GM2-2	25		

Part Number	Qty.	Part Number	Qty.
DG10/8	260		

Voltage, V ~	Current, A	Cross Section
	6.3	6 mm ²
	6.3	AWG 26 - 8

0.2 - 10 mm ²
0.2 - 10 mm ²
0.5 - 4 mm ²
AWG 24 - 8
10 - 12 mm
0.8 - 1.2 Nm
0.6 x 3.5

6/3
1/B5
IP 20/ -
G/5 x 20 - 5 x 25

Terminal	Qty.	End Plate	Qty.
ERF2LDXXBEIGE	25	EPF2BEIGE	25
ERF2LDXXGREY	25	EPF2GREY	25

Partition	Qty.	Partition	Qty.

Part Number	Qty.	Part Number	Qty.

Part Number	Qty.	Part Number	Qty.

Part Number	Qty.	Part Number	Qty.
ES1xx	100		
ES4xx	100		
ES7xx	50		

Part Number	Qty.	Part Number	Qty.

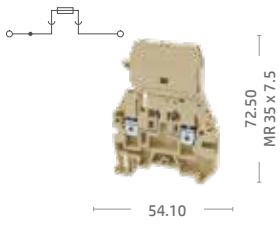
With Symbol	Qty.	Without Symbol	Qty.

Part Number	Qty.	Part Number	Qty.
GM	50	GM3	50
GM1-1	25		
GM1-2	25		
GM2-2	25		

Part Number	Qty.	Part Number	Qty.
DG10/8	260		

ERF3M

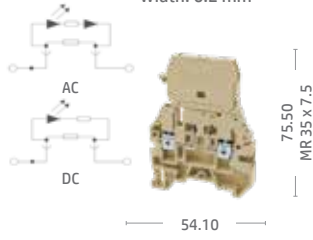
Width: 6.2 mm



4 mm² Fuse Terminal Block with Socket and Lever For 35 mm DIN Rail

ERF3MLD

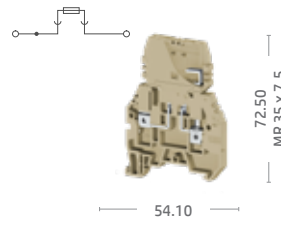
Width: 6.2 mm



4 mm² Fuse Terminal Block with Socket, Lever and LED XX: 24AC/DC, 48AC/DC, 110AC/DC, 220AC/DC For 35 mm DIN Rail

ERF3

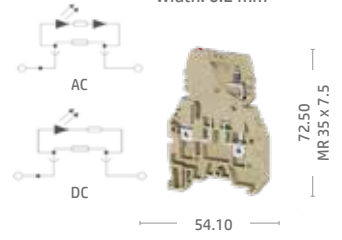
Width: 6.2 mm



4 mm² Fuse Terminal Block with Socket For 35 mm DIN Rail

ERF3LD

Width: 6.2 mm



4 mm² Fuse Terminal Block with Socket and LED XX: 24AC/DC, 48AC/DC, 110AC/DC, 220AC/DC For 35 mm DIN Rail

Voltage, V ~	Current, A	Cross Section
500	10	4 mm²
600	10	AWG 26 - 10

0.2 - 6 mm²
0.2 - 6 mm²
0.5 - 2.5 mm²
AWG 24 - 10
9 - 10 mm
0.5 - 0.8 Nm
0.6 x 3.5

6/3
1/A4
IP 20/ -
G/5 x 20 - 5 x 25

Terminal	Qty.	End Plate	Qty.
ERF3MBEIGE	30	EPF3BEIGE	10
ERF3MGREY	30	EPF3GREY	10

Partition	Qty.	Partition	Qty.

Part Number	Qty.	Part Number	Qty.
CCS4/2	25		
CCS4/3	20		
CCS4/4	15		

Part Number	Qty.	Part Number	Qty.

Part Number	Qty.	Part Number	Qty.
ES1xx	100		
ES4xx	100		
ES7xx	50		

Part Number	Qty.	Part Number	Qty.

With Symbol	Qty.	Without Symbol	Qty.

Part Number	Qty.	Part Number	Qty.
GM	50	GM3	50
GM1-1	25		
GM1-2	25		
GM2-2	25		

Part Number	Qty.	Part Number	Qty.
DG10/6	360		

Voltage, V ~	Current, A	Cross Section
	10	4 mm²
	10	AWG 26 - 10

0.2 - 6 mm²
0.2 - 6 mm²
0.5 - 2.5 mm²
AWG 24 - 10
9 - 10 mm
0.5 - 0.8 Nm
0.6 x 3.5

6/3
1/A4
IP 20/ -
G/5 x 20 - 5 x 25

Terminal	Qty.	End Plate	Qty.
ERF3MLDXXBEIGE	30	EPF3BEIGE	10
ERF3MLDXXGREY	30	EPF3GREY	10

Partition	Qty.	Partition	Qty.

Part Number	Qty.	Part Number	Qty.
CCS4/2	25		
CCS4/3	20		
CCS4/4	15		

Part Number	Qty.	Part Number	Qty.

Part Number	Qty.	Part Number	Qty.
ES1xx	100		
ES4xx	100		
ES7xx	50		

Part Number	Qty.	Part Number	Qty.

With Symbol	Qty.	Without Symbol	Qty.

Part Number	Qty.	Part Number	Qty.
GM	50	GM3	50
GM1-1	25		
GM1-2	25		
GM2-2	25		

Part Number	Qty.	Part Number	Qty.
DG10/6	360		

Voltage, V ~	Current, A	Cross Section
500	10	4 mm²
600	10	AWG 26 - 10

0.2 - 6 mm²
0.2 - 6 mm²
0.5 - 2.5 mm²
AWG 24 - 10
9 - 10 mm
0.5 - 0.8 Nm
0.6 x 3.5

6/3
1/A4
IP 20/ -
G/5 x 20 - 5 x 25

Terminal	Qty.	End Plate	Qty.
ERF3BEIGE	30	EPF3BEIGE	10
ERF3GREY	30	EPF3GREY	10

Partition	Qty.	Partition	Qty.

Part Number	Qty.	Part Number	Qty.
CCS4/2	25		
CCS4/3	20		
CCS4/4	15		

Part Number	Qty.	Part Number	Qty.

Part Number	Qty.	Part Number	Qty.
ES1xx	100		
ES4xx	100		

Part Number	Qty.	Part Number	Qty.

With Symbol	Qty.	Without Symbol	Qty.

Part Number	Qty.	Part Number	Qty.
GM	50		
GM1-1	25		
GM1-2	25		
GM2-2	25		

Part Number	Qty.	Part Number	Qty.
DG10/6	360		

Voltage, V ~	Current, A	Cross Section
	10	4 mm²
	10	AWG 26 - 10

0.2 - 6 mm²
0.2 - 6 mm²
0.5 - 2.5 mm²
AWG 24 - 10
9 - 10 mm
0.5 - 0.8 Nm
0.6 x 3.5

6/3
1/A4
IP 20/ -
G/5 x 20 - 5 x 25

Terminal	Qty.	End Plate	Qty.
ERF3LDXXBEIGE	30	EPF3BEIGE	10
ERF3LDXXGREY	30	EPF3GREY	10

Partition	Qty.	Partition	Qty.

Part Number	Qty.	Part Number	Qty.
CCS4/2	25		
CCS4/3	20		
CCS4/4	15		

Part Number	Qty.	Part Number	Qty.

Part Number	Qty.	Part Number	Qty.
ES1xx	100		
ES4xx	100		

Part Number	Qty.	Part Number	Qty.

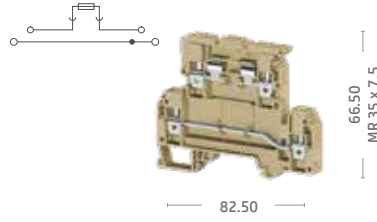
With Symbol	Qty.	Without Symbol	Qty.

Part Number	Qty.	Part Number	Qty.
GM	50		
GM1-1	25		
GM1-2	25		
GM2-2	25		

Part Number	Qty.	Part Number	Qty.
DG10/6	360		

ERD4F

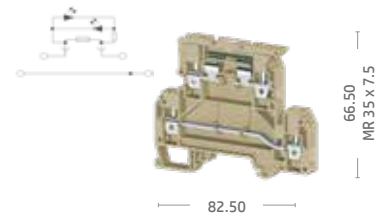
Width: 8 mm



4 mm² Fuse Terminal Block
Double Deck, 2 In, 2 Out
For 35 mm DIN Rail

ERFD4DDDL

Width: 8 mm



6 mm² Fuse Terminal Block with LED, Double Deck, 2 In,
2 Out
XX: 24AC/DC, 110AC/DC, 220AC/DC
For 35 mm DIN Rail



Electrical Ratings
CE (EN 60947-7-3)
cRUus
VDE (IEC 60947-7-1)
CSA
IECEX

Connection Data
Conductor cross section solid (min.-max.)
Conductor cross section stranded (min.-max.)
2 Conductors with same cross section, stranded, TWIN ferrules with plastic sleeve, (min.-max.)
AWG Conductor
Insulation Stripping Length
Torque (min.-max.)
Screwdriver

Technical Data
Rated Impulse Voltage
Insulation material group / Gauge pin code according to IEC 60947-1
Protection class / Protection conductor type
Fuse Type

Ordering Data
<div style="display: flex; align-items: center;"> <div style="width: 20px; height: 10px; background-color: #c0c0c0; margin-right: 5px;"></div> Beige </div> <div style="display: flex; align-items: center; margin-top: 5px;"> <div style="width: 20px; height: 10px; background-color: #808080; margin-right: 5px;"></div> Grey </div>

Partition Plate
xx: available in all colours

Cross Connection - Comb Connection

Cross Connection - Extraction Tool

End Bracket
xx: Beige or Grey

Test Plug and Sockets

Warning Label
Available in White and Yellow

Group Marking

Unprinted Markers

Voltage, V ~	Current, A	Cross Section
500	32	4 mm ²
600	6.3/30	AWG 26 - 10

0.2 - 6 mm ²
0.2 - 6 mm ²
0.5 - 2.5 mm ²
AWG 24 - 10
8 - 9 mm
0.5 - 1 Nm
0.6 x 3.5

6/3
1/A4
IP 20/ -
G/5x20 - 5x25

Terminal	Qty.	End Plate	Qty.
ERD4FBEIGE	50	EPERD4FBEIGE	10
ERD4FGREY	50	EPERD4FGREY	10

Partition	Qty.	Partition	Qty.

Part Number	Qty.	Part Number	Qty.
CCS6/2	25		
CCS6/3	20		
CCS6/4	15		
CCS6/10	5		

Part Number	Qty.	Part Number	Qty.

Part Number	Qty.	Part Number	Qty.
ES1xx	100		
ES4xx	100		
ES3xx	100		

Part Number	Qty.	Part Number	Qty.

With Symbol	Qty.	Without Symbol	Qty.

Part Number	Qty.	Part Number	Qty.
GM	50		
GM1-1	25		
GM1-2	25		
GM2-2	25		

Part Number	Qty.	Part Number	Qty.
DG10/8	260		

Voltage, V ~	Current, A	Cross Section
24	32	4 mm ²
300	6.3/30	AWG 26 - 10

0.2 - 6 mm ²
0.2 - 6 mm ²
0.5 - 2.5 mm ²
AWG 24 - 10
8 - 9 mm
0.5 - 1 Nm
0.6 x 3.5

6/3
1/A4
IP 20/ -
G/5x20 - 5x25

Terminal	Qty.	End Plate	Qty.
ERFD4DDLDXXBEIGE	50	EPERD4FBEIGE	10
ERFD4DDLDXXGREY	50	EPERD4FGREY	10

Partition	Qty.	Partition	Qty.

Part Number	Qty.	Part Number	Qty.
CCS6/2	25		
CCS6/3	20		
CCS6/4	15		
CCS6/10	5		

Part Number	Qty.	Part Number	Qty.

Part Number	Qty.	Part Number	Qty.
ES1xx	100		
ES4xx	100		
ES3xx	100		

Part Number	Qty.	Part Number	Qty.

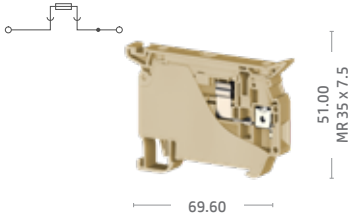
With Symbol	Qty.	Without Symbol	Qty.

Part Number	Qty.	Part Number	Qty.
GM	50		
GM1-1	25		
GM1-2	25		
GM2-2	25		

Part Number	Qty.	Part Number	Qty.
DG10/8	260		

ERF5

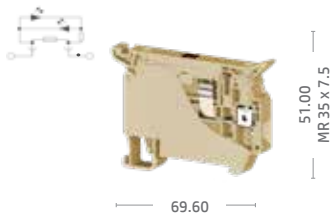
Width: 8 mm



4 mm² Fuse Terminal Block For 35 mm DIN Rail

ERF5LD

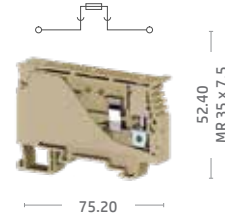
Width: 8 mm



4 mm² Fuse Terminal Block with LED
XX: 24AC/DC, 110AC/DC, 220AC/DC For 35 mm DIN Rail

ERF4

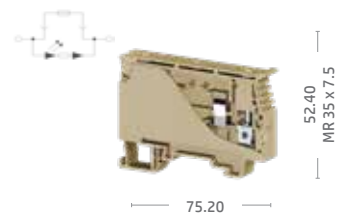
Width: 10 mm



6 mm² Fuse Terminal Block for American Standards For 35 mm DIN Rail

ERF4LD

Width: 10 mm



6 mm² Fuse Terminal Block for American Standards with LED
XX: 24AC/DC, 48AC/DC, 110AC/DC, 220AC/DC For 35 mm DIN Rail

Voltage, V ~	Current, A	Cross Section
500	10	4 mm ²
300	10	AWG 26 - 10

0.2 - 6 mm ²
0.2 - 6 mm ²
0.5 - 2.5 mm ²
AWG 24 - 10
8 - 9 mm
0.5 - 0.8 Nm
0.6 x 3.5

6/3
1/A4
IP 20/ -
G/5x20 - 5x25

Terminal	Qty.	End Plate	Qty.
ERF5BEIGE	50		
ERF5GREY	50		

Partition	Qty.	Partition	Qty.

Part Number	Qty.	Part Number	Qty.
CCS6/2	25		
CCS6/3	20		
CCS6/4	15		
CCS6/10	5		

Part Number	Qty.	Part Number	Qty.

Part Number	Qty.	Part Number	Qty.
ES1xx	100		
ES4xx	100		
ES7xx	50		

Part Number	Qty.	Part Number	Qty.

With Symbol	Qty.	Without Symbol	Qty.

Part Number	Qty.	Part Number	Qty.

Part Number	Qty.	Part Number	Qty.

Part Number	Qty.	Part Number	Qty.

Part Number	Qty.	Part Number	Qty.

Part Number	Qty.	Part Number	Qty.

Part Number	Qty.	Part Number	Qty.

Part Number	Qty.	Part Number	Qty.

Part Number	Qty.	Part Number	Qty.

Part Number	Qty.	Part Number	Qty.

Part Number	Qty.	Part Number	Qty.

Voltage, V ~	Current, A	Cross Section
	10	4 mm ²
	10	AWG 26 - 10

0.2 - 6 mm ²
0.2 - 6 mm ²
0.5 - 2.5 mm ²
AWG 24 - 10
8 - 9 mm
0.5 - 0.8 Nm
0.6 x 3.5

6/3
1/A4
IP 20/ -
G/5x20 - 5x25

Terminal	Qty.	End Plate	Qty.
ERF5LDXXBEIGE	50		
ERF5LDXXGREY	50		

Partition	Qty.	Partition	Qty.

Part Number	Qty.	Part Number	Qty.
CCS6/2	25		
CCS6/3	20		
CCS6/4	15		
CCS6/10	5		

Part Number	Qty.	Part Number	Qty.

Part Number	Qty.	Part Number	Qty.
ES1xx	100		
ES4xx	100		
ES7xx	50		

Part Number	Qty.	Part Number	Qty.

With Symbol	Qty.	Without Symbol	Qty.

Part Number	Qty.	Part Number	Qty.

Part Number	Qty.	Part Number	Qty.

Part Number	Qty.	Part Number	Qty.

Part Number	Qty.	Part Number	Qty.

Part Number	Qty.	Part Number	Qty.

Part Number	Qty.	Part Number	Qty.

Part Number	Qty.	Part Number	Qty.

Part Number	Qty.	Part Number	Qty.

Part Number	Qty.	Part Number	Qty.

Part Number	Qty.	Part Number	Qty.

Voltage, V ~	Current, A	Cross Section
750	6.3	6 mm ²
600	6.3	AWG 22 - 8

0.34 - 10 mm ²
0.34 - 10 mm ²
0.5 - 4 mm ²
AWG 22 - 8
9 - 10 mm
0.5 - 0.8 Nm
0.6 x 3.5

6/3
1/B5
IP 20/ -
63.5 x 31.75

Terminal	Qty.	End Plate	Qty.
ERF4BEIGE	20		
ERF4GREY	20		

Partition	Qty.	Partition	Qty.

Part Number	Qty.	Part Number	Qty.

Part Number	Qty.	Part Number	Qty.

Part Number	Qty.	Part Number	Qty.
ES1xx	100		
ES4xx	100		

Part Number	Qty.	Part Number	Qty.

With Symbol	Qty.	Without Symbol	Qty.

Part Number	Qty.	Part Number	Qty.

Part Number	Qty.	Part Number	Qty.

Part Number	Qty.	Part Number	Qty.
GM	50		

Part Number	Qty.	Part Number	Qty.

Part Number	Qty.	Part Number	Qty.

Part Number	Qty.	Part Number	Qty.
DG10/8	260		

Part Number	Qty.	Part Number	Qty.

Part Number	Qty.	Part Number	Qty.

Part Number	Qty.	Part Number	Qty.

Part Number	Qty.	Part Number	Qty.

Voltage, V ~	Current, A	Cross Section
	6.3	6 mm ²
	6.3	AWG 22 - 8

0.34 - 10 mm ²
0.34 - 10 mm ²
0.5 - 4 mm ²
AWG 22 - 8
9 - 10 mm
0.5 - 0.8 Nm
0.6 x 3.5

6/3
1/B5
IP 20/ -
63.5 x 31.75

Terminal	Qty.	End Plate	Qty.
ERF4LDBEIGEXX	20		
ERF4LDGREYXX	20		

Partition	Qty.	Partition	Qty.

Part Number	Qty.	Part Number	Qty.

Part Number	Qty.	Part Number	Qty.

Part Number	Qty.	Part Number	Qty.
ES1xx	100		
ES4xx	100		

Part Number	Qty.	Part Number	Qty.

With Symbol	Qty.	Without Symbol	Qty.

Part Number	Qty.	Part Number	Qty.

Part Number	Qty.	Part Number	Qty.

Part Number	Qty.	Part Number	Qty.
GM	50		

Part Number	Qty.	Part Number	Qty.

Part Number	Qty.	Part Number	Qty.

Part Number	Qty.	Part Number	Qty.
DG10/8	260		

Part Number	Qty.	Part Number	Qty.

Part Number	Qty.	Part Number	Qty.

Part Number	Qty.	Part Number	Qty.

Part Number	Qty.	Part Number	Qty.



Push Fit Connection

Simple, Fast, Reliable Connection

Overview

PF Series Practical Push Fit Terminals provide from 1.5 mm² up to 16 mm² cross-section range. Screwdriver free installation on solid wire or ferruled stranded cable, PF series provides more practical mounting. Multiple accessories including End Plates and Cross Connections, make the mounting process faster like in Test Terminals. Save up to 70% more time compared to standard terminal types. The PF Series offers a wide range of terminals including Double Deck, Multi Level, Sensor, Fuse & Disconnect, Multi-Input & Multi-Output Terminals.

Tool Free Installation

Solid/stranded cables(with ferrules) are inserted in the terminal by simply pushing-in. The patented design of its spring provides fast and safe connection in high vibration environments and does not require tightening checks. Multiple cables can also be ferruled and installed.

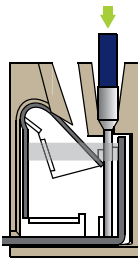
Mini Push Fit Terminals

PFM Series Practical spring clamp mini Terminals, mounted on MR 15*5,5 rail, provide both feed-through and Earth terminals. These terminals can be connected to each other when mounted on the din rail and have safe connection. Practical Push Fit mini Terminals enable fast solutions on narrow spaces.

Push Fit Earth Terminals

PF Series Earth Terminals accepts up to 16 mm² cross-section cables. PF Series Earth Terminals feature a simple clip on rail mounting system. Yellow-Green color of the insulation body provides easy identification out of other Terminals. Side-by-side mounting on DIN-Rail with feed-through terminals for same cross-sections is possible with good visual effect.

Installation



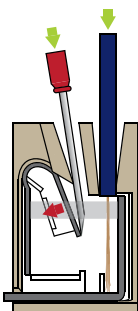
Cable Strip and ferrule length should be within the recommended dimensions

Tool Free Installation (Diagram A)

- Solid wire can be inserted directly into the terminal
- Stranded wire which has been pre-ferruled

Insert the wire into the self guiding wire aperture and continue to apply force to overcome the spring pressure ensuring it is fully inserted into the aperture

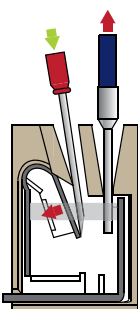
Note: The screwdriver installation method below can also be used for both above cable types if required.



Screwdriver Installation

- Stranded bare wire (Diagram B)

Insert Screwdriver to open clamp spring and then insert the wire ensuring it is inserted fully into the aperture.



Removal (all wire types)

Insert the screwdriver into the slot directly adjacent to the wire and apply downward pressure to overcome the spring force, it may be necessary to free the cable with some sideways movement, and remove the wire. (Diagram C)

Terminal Options & Ordering Codes

	PF	2.5		BEIGE																																																												
Push Fit Type	PF																																																															
Protective Earth	PFPE																																																															
Mini Terminal	PFM																																																															
Double Deck Terminal	PFD																																																															
Multi Level & Sensor Terminal	PFT																																																															
Fuse Terminal	PFF4																																																															
Disconnect Terminal	PFTD																																																															
				Colours For all available colours, please refer to each individual product data.																																																												
				Application																																																												
				<table border="1"> <thead> <tr> <th>Specific Application</th> <th></th> </tr> </thead> <tbody> <tr> <td>2.5mm²</td> <td>2.5</td> </tr> <tr> <td>4mm²</td> <td>4</td> </tr> <tr> <td>6mm²</td> <td>5</td> </tr> <tr> <td>10mm²</td> <td>10</td> </tr> <tr> <td>16mm²</td> <td>16</td> </tr> </tbody> </table> <table border="1"> <tbody> <tr> <td></td> <td>Standard Use (All PF Terminals)</td> </tr> <tr> <td>P</td> <td>Earth (PFPE Terminals Only)</td> </tr> <tr> <td>T</td> <td>Earth (PFM Terminals Only)</td> </tr> <tr> <td>D</td> <td>Diode (PFD Terminals Only)</td> </tr> <tr> <td>DR</td> <td>Diode Reverse (PFD Terminals Only)</td> </tr> <tr> <td>V</td> <td>Vertically Bridged (PFD Terminals Only)</td> </tr> <tr> <td>E</td> <td>Protective Earth Standard Colour (PFT Terminals Only)</td> </tr> <tr> <td>3</td> <td>Triple Level (PFT Terminals Only)</td> </tr> <tr> <td>35</td> <td>Triple Level Sensor (PFT Terminals Only)</td> </tr> <tr> <td>3SLDN</td> <td>Triple Level Sensor with LED - NPN (PFT Terminals Only)</td> </tr> <tr> <td>3SLDP</td> <td>Triple Level Sensor with LED - PNP (PFT Terminals Only)</td> </tr> <tr> <td>LD24DC</td> <td>24VDC Red LED (PFD Terminals Only)</td> </tr> <tr> <td>LD220AC</td> <td>220VAC Red LED (PFD Terminals Only)</td> </tr> <tr> <td>/520</td> <td>5x20 Fuse (PFF Terminals Only)</td> </tr> <tr> <td>/525</td> <td>5x25 Fuse (PFF Terminals Only)</td> </tr> <tr> <td>LD52024VDC</td> <td>5x20 Fuse 24VDC Red LED (PFF Terminals Only)</td> </tr> <tr> <td>LD-520220VAC</td> <td>5x20 Fuse 220VAC Red LED (PFF Terminals Only)</td> </tr> <tr> <td>LD52524VDC</td> <td>5x25 Fuse 24VDC Red LED (PFF Terminals Only)</td> </tr> <tr> <td>LD-525220VAC</td> <td>5x25 Fuse 220VAC Red LED (PFF Terminals Only)</td> </tr> <tr> <td>632</td> <td>6.35x31.75 Fuse (PFF Terminals Only)</td> </tr> <tr> <td>LD63224VDC</td> <td>6.35x31.75 Fuse 24VDC Red LED (PFF Terminals Only)</td> </tr> <tr> <td>LD-632220VAC</td> <td>6.35x31.75 Fuse 220VAC Red LED (PFF Terminals Only)</td> </tr> <tr> <td>2</td> <td>1 In 2 Out (PFTD Terminals Only)</td> </tr> <tr> <td>4</td> <td>1 In 3 Out (PFTD Terminals Only)</td> </tr> </tbody> </table>	Specific Application		2.5mm ²	2.5	4mm ²	4	6mm ²	5	10mm ²	10	16mm ²	16		Standard Use (All PF Terminals)	P	Earth (PFPE Terminals Only)	T	Earth (PFM Terminals Only)	D	Diode (PFD Terminals Only)	DR	Diode Reverse (PFD Terminals Only)	V	Vertically Bridged (PFD Terminals Only)	E	Protective Earth Standard Colour (PFT Terminals Only)	3	Triple Level (PFT Terminals Only)	35	Triple Level Sensor (PFT Terminals Only)	3SLDN	Triple Level Sensor with LED - NPN (PFT Terminals Only)	3SLDP	Triple Level Sensor with LED - PNP (PFT Terminals Only)	LD24DC	24VDC Red LED (PFD Terminals Only)	LD220AC	220VAC Red LED (PFD Terminals Only)	/520	5x20 Fuse (PFF Terminals Only)	/525	5x25 Fuse (PFF Terminals Only)	LD52024VDC	5x20 Fuse 24VDC Red LED (PFF Terminals Only)	LD-520220VAC	5x20 Fuse 220VAC Red LED (PFF Terminals Only)	LD52524VDC	5x25 Fuse 24VDC Red LED (PFF Terminals Only)	LD-525220VAC	5x25 Fuse 220VAC Red LED (PFF Terminals Only)	632	6.35x31.75 Fuse (PFF Terminals Only)	LD63224VDC	6.35x31.75 Fuse 24VDC Red LED (PFF Terminals Only)	LD-632220VAC	6.35x31.75 Fuse 220VAC Red LED (PFF Terminals Only)	2	1 In 2 Out (PFTD Terminals Only)	4	1 In 3 Out (PFTD Terminals Only)
Specific Application																																																																
2.5mm ²	2.5																																																															
4mm ²	4																																																															
6mm ²	5																																																															
10mm ²	10																																																															
16mm ²	16																																																															
	Standard Use (All PF Terminals)																																																															
P	Earth (PFPE Terminals Only)																																																															
T	Earth (PFM Terminals Only)																																																															
D	Diode (PFD Terminals Only)																																																															
DR	Diode Reverse (PFD Terminals Only)																																																															
V	Vertically Bridged (PFD Terminals Only)																																																															
E	Protective Earth Standard Colour (PFT Terminals Only)																																																															
3	Triple Level (PFT Terminals Only)																																																															
35	Triple Level Sensor (PFT Terminals Only)																																																															
3SLDN	Triple Level Sensor with LED - NPN (PFT Terminals Only)																																																															
3SLDP	Triple Level Sensor with LED - PNP (PFT Terminals Only)																																																															
LD24DC	24VDC Red LED (PFD Terminals Only)																																																															
LD220AC	220VAC Red LED (PFD Terminals Only)																																																															
/520	5x20 Fuse (PFF Terminals Only)																																																															
/525	5x25 Fuse (PFF Terminals Only)																																																															
LD52024VDC	5x20 Fuse 24VDC Red LED (PFF Terminals Only)																																																															
LD-520220VAC	5x20 Fuse 220VAC Red LED (PFF Terminals Only)																																																															
LD52524VDC	5x25 Fuse 24VDC Red LED (PFF Terminals Only)																																																															
LD-525220VAC	5x25 Fuse 220VAC Red LED (PFF Terminals Only)																																																															
632	6.35x31.75 Fuse (PFF Terminals Only)																																																															
LD63224VDC	6.35x31.75 Fuse 24VDC Red LED (PFF Terminals Only)																																																															
LD-632220VAC	6.35x31.75 Fuse 220VAC Red LED (PFF Terminals Only)																																																															
2	1 In 2 Out (PFTD Terminals Only)																																																															
4	1 In 3 Out (PFTD Terminals Only)																																																															

For other variants, please refer to the individual parts from the main catalogue.

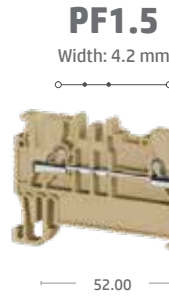


Alternative Colours Available Upon Request, Minimum Order Quantity May Apply



* Certain configurations may not conform to the above

Main Terminals Push Fit Connection



1.5 mm² PushFit Feed Through Terminal Block
For 35 mm DIN Rail

2.5 mm² PushFit Feed Through Terminal Block
For 35 mm DIN Rail



Electrical Ratings
CE (EN 60947-7-1)
cRUus
VDE (IEC 60947-7-1)
CSA
IECEX

Voltage, V ~	Current, A	Cross Section
800	17.5	1.5 mm ²

Voltage, V ~	Current, A	Cross Section
800	24	2.5 mm ²
600	20	AWG 22 - 12

Connection Data
Conductor cross section solid (min.-max.)
Conductor cross section stranded (min.-max.)
2 conductors with same cross section, stranded, TWIN ferrules with plastic sleeve, (min.-max.)
AWG Conductor
Insulation Stripping Length
Screwdriver

0.34 - 2.5 mm ²
0.34 - 1.5 mm ²
0.5 mm ²
AWG 22 - 14
9 - 10 mm
0.4 x 2.5

0.34 - 4 mm ²
0.34 - 2.5 mm ²
0.5 mm ²
AWG 22 - 12
9 - 10 mm
0.4 x 2.5

Technical Data
Rated Impulse Voltage
Insulation material group / Gauge pin code according to IEC 60947-1
Protection class / Protection conductor type

8/3
1/A1 - B1
IP 20/ -

8/3
1/A3
IP 20/ -

Ordering Data	
Beige	
Grey	
Blue	
Green	
Yellow	
Red	
Black	
White	
Orange	
Brown	

Terminal	Qty.	End Plate	Qty.
PF1.5BEIGE	100	EPPF1.5BEIGE	100
PF1.5GREY	100	EPPF1.5GREY	100
PF1.5BLUE	100	EPPF1.5BLUE	100
PF1.5GREEN	100	EPPF1.5GREEN	100
PF1.5YELLOW	100	EPPF1.5YELLOW	100
PF1.5RED	100	EPPF1.5RED	100
PF1.5BLACK	100	EPPF1.5BLACK	100
PF1.5WHITE	100	EPPF1.5WHITE	100
PF1.5ORANGE	100	EPPF1.5ORANGE	100
PF1.5BROWN	100	EPPF1.5BROWN	100

Terminal	Qty.	End Plate	Qty.
PF2.5BEIGE	100	EPPF2.5BEIGE	100
PF2.5GREY	100	EPPF2.5GREY	100
PF2.5BLUE	100	EPPF2.5BLUE	100
PF2.5GREEN	100	EPPF2.5GREEN	100
PF2.5YELLOW	100	EPPF2.5YELLOW	100
PF2.5RED	100	EPPF2.5RED	100
PF2.5BLACK	100	EPPF2.5BLACK	100
PF2.5WHITE	100	EPPF2.5WHITE	100
PF2.5ORANGE	100	EPPF2.5ORANGE	100
PF2.5BROWN	100	EPPF2.5BROWN	100

Partition Plate
xx: available in all colours

Part Number	Qty.	Part Number	Qty.
SPPF2.5-4xx	25		

Part Number	Qty.	Part Number	Qty.
SPPF2.5-4xx	25		

Push In Cross Connection

Part Number	Qty.	Part Number	Qty.
CCS1.5/2	25		
CCS1.5/3	20		
CCS1.5/4	15		
CCS1/10	5		

Part Number	Qty.	Part Number	Qty.
CCS2.5/2	25		
CCS2.5/3	20		
CCS2.5/4	15		
CCS2.5/10	5		

Control Terminal

End Bracket	
xx: Beige or Grey	

Part Number	Qty.	Part Number	Qty.
ES1xx	100		
ES4xx	100		
ES7xx	50		

Part Number	Qty.	Part Number	Qty.
ES1xx	100		
ES4xx	100		
ES7xx	50		

Test Plug

Part Number	Qty.	Part Number	Qty.

Part Number	Qty.	Part Number	Qty.
PFT	25		

Group Marking

Part Number	Qty.	Part Number	Qty.

Part Number	Qty.	Part Number	Qty.
GM	50		
GM1-1	25		
GM1-2	25		
GM2-2	25		

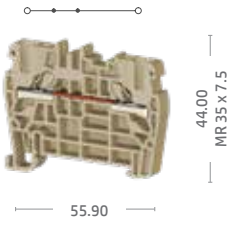
Unprinted Markers

Part Number	Qty.	Part Number	Qty.
MT6/4	500		
MT10/4	500		

Part Number	Qty.	Part Number	Qty.
DG10/5	440		
DG10/5T	440		
MT10/5	500		

PF4

Width: 6 mm



4 mm² PushFit Feed Through Terminal Block For 35 mm DIN Rail

Voltage, V ~	Current, A	Cross Section
800	32	4 mm²
600	30	AWG 22 - 10

0.34 - 6 mm²
0.25 - 4 mm²
1.0 mm²
AWG 22 - 10
9 - 10 mm
0.5 x 3.0

8/3
1/A4
IP 20/-

Terminal	Qty.	End Plate	Qty.
PF4BEIGE	100	EPPF4BEIGE	100
PF4GREY	100	EPPF4GREY	100
PF4BLUE	100	EPPF4BLUE	100
PF4GREEN	100	EPPF4GREEN	100
PF4YELLOW	100	EPPF4YELLOW	100
PF4RED	100	EPPF4RED	100
PF4BLACK	100	EPPF4BLACK	100
PF4WHITE	100	EPPF4WHITE	100
PF4ORANGE	100	EPPF4ORANGE	100
PF4BROWN	100	EPPF4BROWN	100

Part Number	Qty.	Part Number	Qty.
SPPF2.5-4xx	25		

Part Number	Qty.	Part Number	Qty.
CCS4/2	25		
CCS4/3	20		
CCS4/4	15		
CCS4/10	5		

--	--	--	--

Part Number	Qty.	Part Number	Qty.
ES1xx	100		
ES4xx	100		
ES7xx	50		

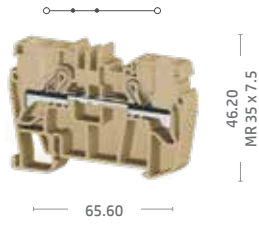
Part Number	Qty.	Part Number	Qty.
PFT	25		

Part Number	Qty.	Part Number	Qty.
GM	50		
GM1-1	25		
GM1-2	25		
GM2-2	25		

Part Number	Qty.	Part Number	Qty.
DG10/5	440		
DG10/6	360		
MT10/6	500		

PF6

Width: 8 mm



6 mm² PushFit Feed Through Terminal Block For 35 mm DIN Rail

Voltage, V ~	Current, A	Cross Section
800	41	6 mm²
600	35	AWG 20 - 8

0.5 - 10 mm²
0.5 - 6 mm²
1.5 mm²
AWG 20 - 8
11 - 13 mm
0.6 x 3.5

8/3
1/A5
IP 20/-

Terminal	Qty.	End Plate	Qty.
PF6BEIGE	60	EPPF6BEIGE	50
PF6GREY	60	EPPF6GREY	50
PF6BLUE	60	EPPF6BLUE	50
PF6GREEN	60	EPPF6GREEN	50
PF6YELLOW	60	EPPF6YELLOW	50
PF6RED	60	EPPF6RED	50
PF6BLACK	60	EPPF6BLACK	50
PF6WHITE	60	EPPF6WHITE	50
PF6ORANGE	60	EPPF6ORANGE	50
PF6BROWN	60	EPPF6BROWN	50

Part Number	Qty.	Part Number	Qty.
SPPF6xx	25		

Part Number	Qty.	Part Number	Qty.
CCS6/2	25		
CCS6/3	20		
CCS6/4	15		
CCS6/10	5		

--	--	--	--

Part Number	Qty.	Part Number	Qty.
ES1xx	100		
ES4xx	100		
ES7xx	50		

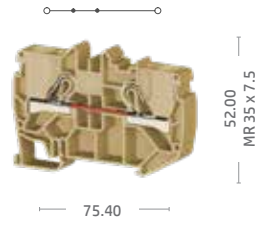
Part Number	Qty.	Part Number	Qty.

Part Number	Qty.	Part Number	Qty.
GM	50		
GM1-1	25		
GM1-2	25		
GM2-2	25		

Part Number	Qty.	Part Number	Qty.
DG10/5	440		
DG10/6	360		

PF10

Width: 10 mm



10 mm² PushFit Feed Through Terminal Block For 35 mm DIN Rail

Voltage, V ~	Current, A	Cross Section
800	57	10 mm²
600	55	AWG 20 - 6

0.5 - 16 mm²
0.5 - 10 mm²
4 mm²
AWG 20 - 6
13 - 15 mm
0.8 x 4.0

8/3
1/B6
IP 20/-

Terminal	Qty.	End Plate	Qty.
PF10BEIGE	50	EPPF10BEIGE	50
PF10GREY	50	EPPF10GREY	50
PF10BLUE	50	EPPF10BLUE	50
PF10GREEN	50	EPPF10GREEN	50
PF10YELLOW	50	EPPF10YELLOW	50
PF10RED	50	EPPF10RED	50
PF10BLACK	50	EPPF10BLACK	50
PF10WHITE	50	EPPF10WHITE	50
PF10ORANGE	50	EPPF10ORANGE	50
PF10BROWN	50	EPPF10BROWN	50

Part Number	Qty.	Part Number	Qty.
SPPF10xx	25		

Part Number	Qty.	Part Number	Qty.
CCS10/2	25		
CCS10/3	20		
CCS10/4	15		
CCS10/10	5		

--	--	--	--

Part Number	Qty.	Part Number	Qty.
ES1xx	100		
ES4xx	100		
ES7xx	50		

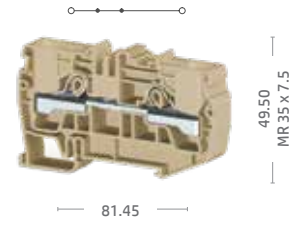
Part Number	Qty.	Part Number	Qty.

Part Number	Qty.	Part Number	Qty.
GM	50		
GM1-1	25		
GM1-2	25		
GM2-2	25		

Part Number	Qty.	Part Number	Qty.
DG10/5	440		
DG10/6	360		
DG10/10	200		

PF16

Width: 12 mm



16 mm² PushFit Feed Through Terminal Block For 35 mm DIN Rail

Voltage, V ~	Current, A	Cross Section
1000	76	16 mm²

0.5 - 25 mm²
0.5 - 16 mm²
4 mm²
AWG 20 - 4
16 - 18 mm
0.8 x 4.0

8/3
1/B7
IP 20/-

Terminal	Qty.	End Plate	Qty.
PF16BEIGE	30	EPPF16BEIGE	25
PF16GREY	30	EPPF16GREY	25
PF16BLUE	30	EPPF16BLUE	25
PF16GREEN	30	EPPF16GREEN	25
PF16YELLOW	30	EPPF16YELLOW	25
PF16RED	30	EPPF16RED	25
PF16BLACK	30	EPPF16BLACK	25
PF16WHITE	30	EPPF16WHITE	25
PF16ORANGE	30	EPPF16ORANGE	25
PF16BROWN	30	EPPF16BROWN	25

Part Number	Qty.	Part Number	Qty.
SPPF16xx	25		

Part Number	Qty.	Part Number	Qty.
CCS16/2	25		
CCS16/3	20		
CCS16/4	15		

--	--	--	--

Part Number	Qty.	Part Number	Qty.
ES1xx	100		
ES4xx	100		
ES7xx	50		

Part Number	Qty.	Part Number	Qty.

Part Number	Qty.	Part Number	Qty.
GM	50		
GM1-1	25		
GM1-2	25		
GM2-2	25		

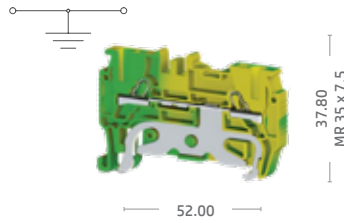
Part Number	Qty.	Part Number	Qty.
DG10/5	440		
DG10/10	200		



Earth Terminals Push Fit Connection

PFPE1.5P

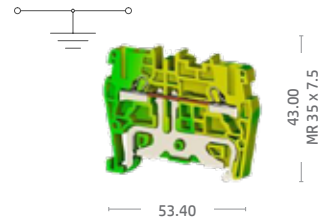
Width: 4.2 mm



1.5 mm² PushFit Feed Through Terminal Block
Protective Earth
For 35 mm DIN Rail

PFPE2.5P

Width: 5 mm



2.5 mm² PushFit Through Terminal Block
Protective Earth
For 35 mm DIN Rail

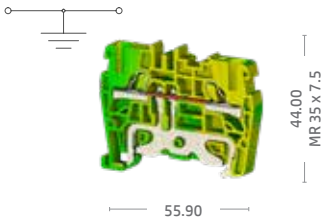


Electrical Ratings	Voltage, V ~	Current, A	Cross Section	Voltage, V ~	Current, A	Cross Section		
CE (EN 60947-7-2)			1.5 mm ²			2.5 mm ²		
cRUus						AWG 22 - 12		
VDE (IEC 60947-7-2)						2.5 mm ²		
CSA								
IECEX								
Connection Data								
Conductor cross section solid (min.-max.)	0.34 - 2.5 mm ²			0.34 - 4 mm ²				
Conductor cross section stranded (min.-max.)	0.34 - 1.5 mm ²			0.34 - 2.5 mm ²				
2 conductors with same cross section, stranded, TWIN ferrules with plastic sleeve, (min.-max.)	0.5 mm ²			0.5 mm ²				
AWG Conductor	AWG 22 - 14			AWG 22 - 12				
Insulation Stripping Length	9 - 10 mm			9 - 10 mm				
Screwdriver	0.4 x 2.5			0.4 x 2.5				
Technical Data								
Rated Impulse Voltage	8/3			8/3				
Insulation material group / Gauge pin code according to IEC 60947-1	1/A1-B1			1/A3				
Protection class / Protection conductor type	IP 20/ PE			IP 20/ PE				
Ordering Data	Terminal	Qty.	End Plate	Qty.	Terminal	Qty.	End Plate	Qty.
Feed Through Terminal Block, Earth	PFPE1.5P	100	EPPPE1.5	100	PFPE2.5P	50	EPPPE2.5	10
End Bracket	Part Number	Qty.	Part Number	Qty.	Part Number	Qty.	Part Number	Qty.
	ES1xx	100			ES1xx	100		
	ES4xx	100			ES4xx	100		
	ES7xx	50			ES7xx	50		
Group Marking	Part Number	Qty.	Part Number	Qty.	Part Number	Qty.	Part Number	Qty.
					GM	50		
					GM1-1	25		
					GM1-2	25		
					GM2-2	25		
Unprinted Markers	Part Number	Qty.	Part Number	Qty.	Part Number	Qty.	Part Number	Qty.
	MT6/4	440			DG10/5	440		
					DG10/5T	440		
					MT10/5	500		



PFPE4P

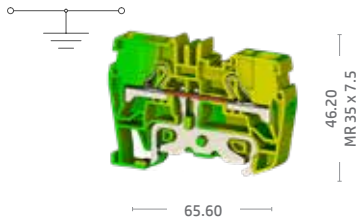
Width: 6 mm



4 mm² PushFit Feed Through Terminal Block Protective Earth For 35 mm DIN Rail

PFPE6P

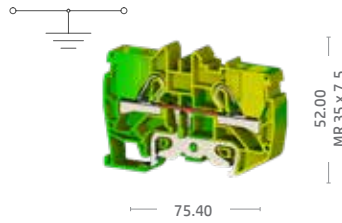
Width: 8 mm



6 mm² PushFit Feed Through Terminal Block Protective Earth For 35 mm DIN Rail

PFPE10P

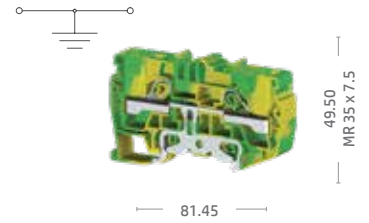
Width: 10 mm



10 mm² PushFit Feed Through Terminal Block Protective Earth For 35 mm DIN Rail

PFPE16P

Width: 12 mm



16 mm² PushFit Feed Through Terminal Block Protective Earth For 35 mm DIN Rail

Voltage, V ~	Current, A	Cross Section
		4 mm ²
		AWG 22 - 10
		4 mm ²

Voltage, V ~	Current, A	Cross Section
		6 mm ²
		AWG 20 - 8

Voltage, V ~	Current, A	Cross Section
600		10 mm ²
		AWG 20 - 6

Voltage, V ~	Current, A	Cross Section
		16 mm ²

0.34 - 6 mm ²
0.25 - 4 mm ²
1.0 mm ²
AWG 22 - 10
9 - 10 mm
0.5 x 3.0

0.5 - 10 mm ²
0.5 - 6 mm ²
1.5 mm ²
AWG 20 - 8
11 - 13 mm
0.6 x 3.5

0.5 - 16 mm ²
0.5 - 10 mm ²
4 mm ²
AWG 20 - 6
13 - 15 mm
0.8 x 4.0

0.5 - 25 mm ²
0.5 - 16 mm ²
4 mm ²
AWG 20 - 4
16 - 18 mm
0.8 x 4.0

8/3
1/A4
IP 20/ PE

8/3
1/A5
IP 20/ PE

8/3
1/B6
IP 20/ PE

8/3
1/B7
IP 20/ PE

Terminal	Qty.	End Plate	Qty.
PFPE4P	50	EPPFPE4	10

Terminal	Qty.	End Plate	Qty.
PFPE6P	60	EPPFPE6	10

Terminal	Qty.	End Plate	Qty.
PFPE10P	25	EPPFPE10	10

Terminal	Qty.	End Plate	Qty.
PFPE16P	30	EPPFPE16	25

Part Number	Qty.	Part Number	Qty.
ES1xx	100		
ES4xx	100		
ES7xx	50		

Part Number	Qty.	Part Number	Qty.
ES1xx	100		
ES4xx	100		
ES7xx	50		

Part Number	Qty.	Part Number	Qty.
ES1xx	100		
ES4xx	100		
ES7xx	50		

Part Number	Qty.	Part Number	Qty.
ES1xx	100		
ES4xx	100		
ES7xx	50		

Part Number	Qty.	Part Number	Qty.

Part Number	Qty.	Part Number	Qty.
GM	50		
GM1-1	25		
GM1-2	25		
GM2-2	25		

Part Number	Qty.	Part Number	Qty.
GM	50		
GM1-1	25		
GM1-2	25		
GM2-2	25		

Part Number	Qty.	Part Number	Qty.

Part Number	Qty.	Part Number	Qty.
DG10/6	360		
MT10/6	500		

Part Number	Qty.	Part Number	Qty.
DG10/8	260		

Part Number	Qty.	Part Number	Qty.
DG10/10	200		

Part Number	Qty.	Part Number	Qty.
DG10/10	200		

HAVE YOU SEEN OUR CUSTOM-MADE CABLE ASSEMBLIES & LOOMS?

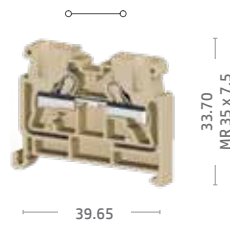


Scan this QR code using your smartphone to view our Cable Assembly Service

Mini Terminals Push Fit Connection

PFMR2.5

Width: 5 mm



PFT

Width: 5 mm



2.5 mm² Mini PushFit Feed Through Terminal Block
For 35 mm DIN Rail

Test Plug to test PF2.5 and PF4
(when plates are added) Terminals



Electrical Ratings
CE (EN 60947-7-1)
cRUus
VDE (IEC 60947-7-1)
CSA
IECEX

Voltage, V ~	Current, A	Cross Section
800	24	2.5 mm ²

Voltage, V ~	Current, A	Cross Section
250	17.5	1.5 mm ²
300	15	AWG 22 - 14

Connection Data
Conductor cross section solid (min.-max.)
Conductor cross section stranded (min.-max.)
2 conductors with same cross section, stranded, TWIN ferrules with plastic sleeve, (min.-max.)
AWG Conductor
Insulation Stripping Length
Screwdriver

0.34 - 4 mm ²
0.34 - 2.5 mm ²
0.5 mm ²
AWG 22 - 12
9 - 10 mm
0.4 x 2.5

0.34 - 2.5 mm ²
0.34 - 1.5 mm ²
0.5 mm ²
AWG 22 - 14
9 - 10 mm
0.4 x 2.5

Technical Data
Rated Impulse Voltage
Insulation material group / Gauge pin code according to IEC 60947-1
Protection class / Protection conductor type

8/3
1/A3
IP 20/ -

8/3
1/A1-B1
IP 20/ -

Ordering Data
Beige
Grey



Terminal	Qty.	End Plate	Qty.
PFMR2.5BEIGE	50	EPPFM2.5BEIGE	100
PFMR2.5GREY	50	EPPFM2.5GREY	100

Terminal	Qty.	End Plate	Qty.
PFT	25		

End Bracket
xx: Beige or Grey



Part Number	Qty.	Part Number	Qty.
ES1xx	100		
ES4xx	100		
ES7xx	50		

Part Number	Qty.	Part Number	Qty.
ES1xx	100		
ES4xx	100		
ES7xx	50		

Test Plug and Sockets



Part Number	Qty.	Part Number	Qty.
PFT	25		

Part Number	Qty.	Part Number	Qty.
TF2.3	5		

Unprinted Markers

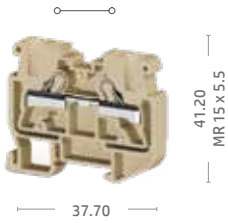


Part Number	Qty.	Part Number	Qty.
DG10/5	440	MT5	500
DG10/5T	440	DG6/5	400
MT10/5	500		

Part Number	Qty.	Part Number	Qty.

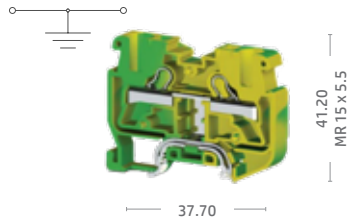
PFM2.5

Width: 5 mm



PFM2.5T

Width: 5 mm



2.5 mm² Mini PushFit Feed Through Terminal Block For 15 mm DIN Rail

2.5 mm² Mini PushFit Feed Through Terminal Block Protective Earth For 35 mm DIN Rail

Voltage, V ~	Current, A	Cross Section
800	24	2.5 mm ²
600	20	AWG 22 - 12

Voltage, V ~	Current, A	Cross Section
		2.5 mm ²
		AWG 22 - 12

0.34 - 4 mm ²
0.34 - 2.5 mm ²
0.5 mm ²
AWG 22 - 12
9 - 10 mm
0.4 x 2.5

0.34 - 4 mm ²
0.34 - 2.5 mm ²
0.5 mm ²
AWG 22 - 12
9 - 10 mm
0.4 x 2.5

8/3
1/A3
IP 20/ -

8/3
1/A3
IP 20/ PE

Terminal	Qty.	End Plate	Qty.
PFM2.5BEIGE	50	EPPFM2.5BEIGE	100
PFM2.5GREY	50	EPPFM2.5GREY	100

Terminal	Qty.	End Plate	Qty.
PFPEM2.5BEIGE	50	EPPFME2.5	25

Part Number	Qty.	Part Number	Qty.
ES1xx	100		
ES4xx	100		
ES7xx	50		

Part Number	Qty.	Part Number	Qty.
ES1xx	100		
ES4xx	100		
ES7xx	50		

Part Number	Qty.	Part Number	Qty.
PFT	25		

Part Number	Qty.	Part Number	Qty.

Part Number	Qty.	Part Number	Qty.
DG10/5	440		

Part Number	Qty.	Part Number	Qty.
DG10/5	440		



MINIATURE CIRCUIT BREAKERS

Effective Protection and Isolation is at the very heart of good electrical engineering. IMO offers a comprehensive range of modular low-voltage devices to provide protection from Over-Current, Short-Circuit and Earth Leakage faults, alongside power Isolation.

Our MCB range includes standard 10kA and 6kA devices, alongside miniaturised single module 1+N units rated at 4.5kA. The full range of standard trip-curves and current ratings is available, along with the possibility to create customised trip-curve and current options. Offering protection from both Over-Current and Short-Circuit they are ideal for protecting equipment and wiring from high current situations.

IMO RCDs (aka RCCBs) are designed to rapidly disconnect power upon detecting an Earth-Leakage fault, protecting personnel from the most common cause of electrical injuries, shocks and fatalities both in industry and at home.

Our flagship RCBO devices combine the features of our MCBs and RCDs to provide an all-in-one solution to protecting both equipment and personnel from the effects of electrical faults.

Finally, we offer a range of MCB style isolators to provide a safe, efficient means of disconnecting power.

- Wide range covering common overcurrent, short-circuit, earth leakage and isolation requirements
- Range of accessories including auxiliary/signal contacts, shunt and undervoltage trips and safety lock offs
- Available as part of our Value Added Sub-Assembly service
- Custom designs available for non-standard applications
- Third Party Approval Certifications

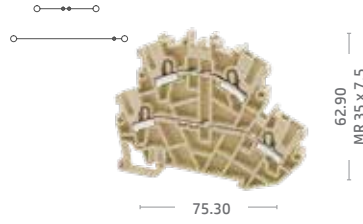


Scan this QR code using your smartphone to view our **Miniature Circuit Breakers**

Double Deck Terminals Push Fit Connection

PFD2.5

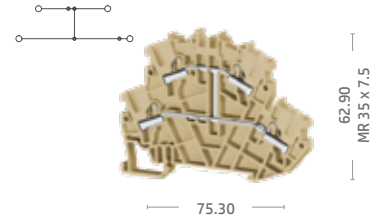
Width: 5 mm



2.5 mm² PushFit Double Deck Feed Through Terminal Block
For 35 mm DIN Rail

PFD2.5V

Width: 5 mm



2.5 mm² PushFit Double Deck Feed Through Terminal Block
1 In, 3 Out
For 35 mm DIN Rail




Electrical Ratings
CE (EN 60947-7-1)
cRUus
VDE (IEC 60947-7-1)
CSA
IECEX

Connection Data
Conductor cross section solid (min.-max.)
Conductor cross section stranded (min.-max.)
2 conductors with same cross section, stranded, TWIN ferrules with plastic sleeve, (min.-max.)
AWG Conductor
Insulation Stripping Length
Screwdriver

Technical Data
Rated Impulse Voltage
Insulation material group / Gauge pin code according to IEC 60947-1
Protection class / Protection conductor type

Diode Technical Data
Diode Voltage
Diode Current
Diode

Ordering Data
Beige
Grey



Voltage, V ~	Current, A	Cross Section
500	24	2.5 mm ²
300	20	AWG 22 - 12

0.34 - 4 mm ²
0.34 - 2.5 mm ²
0.5 mm ²
AWG 22 - 12
9 - 10 mm
0.4 x 2.5

6/3
1/A3
IP 20/ -

Terminal	Qty.	End Plate	Qty.
PFD2.5BEIGE	40	EPPFD2.5BEIGE	10
PFD2.5GREY	40	EPPFD2.5GREY	10

Part Number	Qty.	Part Number	Qty.
CCS2.5/2	25		
CCS2.5/3	20		
CCS2.5/4	15		
CCS2.5/10	5		

Part Number	Qty.	Part Number	Qty.
ES1xx	100		
ES4xx	100		

Part Number	Qty.	Part Number	Qty.
PFT	25		

Part Number	Qty.	Part Number	Qty.
GMPF2	50		

Part Number	Qty.	Part Number	Qty.
DG10/5	440		

Part Number	Qty.	Part Number	Qty.
DG10/5	440		
DG10/6	360		

Voltage, V ~	Current, A	Cross Section
500	24	2.5 mm ²
300	20	AWG 22 - 12

0.34 - 4 mm ²
0.34 - 2.5 mm ²
0.5 mm ²
AWG 22 - 12
9 - 10 mm
0.4 x 2.5

6/3
1/A3
IP 20/ -

Terminal	Qty.	End Plate	Qty.
PFD2.5VBEIGE	40	EPPFD2.5BEIGE	10
PFD2.5VGREY	40	EPPFD2.5GREY	10

Part Number	Qty.	Part Number	Qty.
CCS2.5/2	25		
CCS2.5/3	20		
CCS2.5/4	15		
CCS2.5/10	5		

Part Number	Qty.	Part Number	Qty.
ES1xx	100		
ES4xx	100		

Part Number	Qty.	Part Number	Qty.
PFT	25		

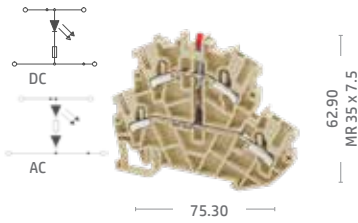
Part Number	Qty.	Part Number	Qty.
GMPF2	50		

Part Number	Qty.	Part Number	Qty.
DG10/5	440		
DG10/6	360		

Part Number	Qty.	Part Number	Qty.
DG10/5	440		
DG10/6	360		

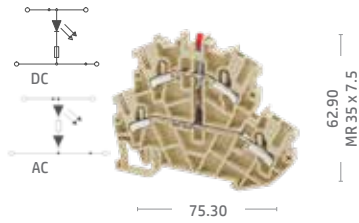
PFD2.5LD-24VDC

Width: 5 mm



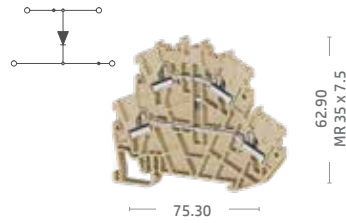
PFD2.5LD-220VAC

Width: 5 mm



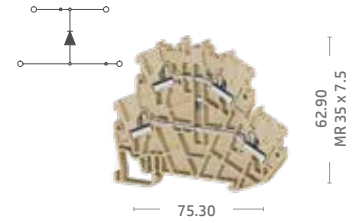
PFD2.5D

Width: 5 mm



PFD2.5DR

Width: 5 mm



2.5 mm² PushFit Double Deck Feed Through Terminal Block
24 VDC, with LED
For 35 mm DIN Rail

2.5 mm² PushFit Double Deck Feed Through Terminal Block
220 VAC, with LED
For 35 mm DIN Rail

2.5 mm² PushFit Double Deck Feed Through Terminal Block
with Diode
For 35 mm DIN Rail

2.5 mm² PushFit Double Deck Feed Through Terminal Block
with Reverse Diode
For 35 mm DIN Rail

Voltage, V ~	Current, A	Cross Section
	24	2.5 mm ²

Voltage, V ~	Current, A	Cross Section
	24	2.5 mm ²

Voltage, V ~	Current, A	Cross Section
	24	2.5 mm ²
	500	

Voltage, V ~	Current, A	Cross Section
	24	2.5 mm ²
	500	

0.34 - 4 mm ²
0.34 - 2.5 mm ²
0.5 mm ²
AWG 22 - 12
9 - 10 mm
0.4 x 2.5

0.34 - 4 mm ²
0.34 - 2.5 mm ²
0.5 mm ²
AWG 22 - 12
9 - 10 mm
0.4 x 2.5

0.34 - 4 mm ²
0.34 - 2.5 mm ²
0.5 mm ²
AWG 22 - 12
9 - 10 mm
0.4 x 2.5

0.34 - 4 mm ²
0.34 - 2.5 mm ²
0.5 mm ²
AWG 22 - 12
9 - 10 mm
0.4 x 2.5

6/3
1/A3
IP 20/ -

6/3
1/A3
IP 20/ -

6/3
1/A3
IP 20/ -

6/3
1/A3
IP 20/ -

1300 V
0.5A
1 N 4007

1300 V
0.5A
1 N 4007

Terminal	Qty.	End Plate	Qty.
PFD2.5LD-24VDCBEIGE	40	EPPFD2.5BEIGE	10
PFD2.5LD-24VDCGREY	40	EPPFD2.5GREY	10

Terminal	Qty.	End Plate	Qty.
PFD2.5LD-220VACBEIGE	40	EPPFD2.5BEIGE	10
PFD2.5LD-220VACGREY	40	EPPFD2.5GREY	10

Terminal	Qty.	End Plate	Qty.
PFD2.5DBEIGE	40	EPPFD2.5BEIGE	10
PFD2.5DGREY	40	EPPFD2.5GREY	10

Terminal	Qty.	End Plate	Qty.
PFD2.5DRBEIGE	40	EPPFD2.5BEIGE	10
PFD2.5DRGREY	40	EPPFD2.5GREY	10

Part Number	Qty.	Part Number	Qty.
CCS2.5/2	25		
CCS2.5/3	20		
CCS2.5/4	15		
CCS2.5/10	5		

Part Number	Qty.	Part Number	Qty.
CCS2.5/2	25		
CCS2.5/3	20		
CCS2.5/4	15		
CCS2.5/10	5		

Part Number	Qty.	Part Number	Qty.
CCS2.5/2	25		
CCS2.5/3	20		
CCS2.5/4	15		
CCS2.5/10	5		

Part Number	Qty.	Part Number	Qty.
CCS2.5/2	25		
CCS2.5/3	20		
CCS2.5/4	15		
CCS2.5/10	5		

Part Number	Qty.	Part Number	Qty.
ES1xx	100		
ES4xx	100		

Part Number	Qty.	Part Number	Qty.
ES1xx	100		
ES4xx	100		

Part Number	Qty.	Part Number	Qty.
ES1xx	100		
ES4xx	100		

Part Number	Qty.	Part Number	Qty.
ES1xx	100		
ES4xx	100		

Part Number	Qty.	Part Number	Qty.
PFT	25		

Part Number	Qty.	Part Number	Qty.
PFT	25		

Part Number	Qty.	Part Number	Qty.
PFT	25		

Part Number	Qty.	Part Number	Qty.
PFT	25		

Part Number	Qty.	Part Number	Qty.
GMPF2	50		

Part Number	Qty.	Part Number	Qty.
GMPF2	50		

Part Number	Qty.	Part Number	Qty.

Part Number	Qty.	Part Number	Qty.

Part Number	Qty.	Part Number	Qty.
DG10/5	440		

Part Number	Qty.	Part Number	Qty.
DG10/5	440		

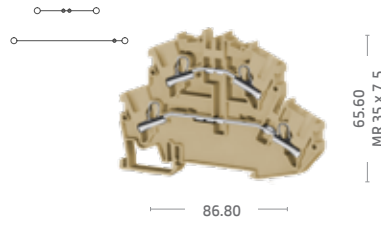
Part Number	Qty.	Part Number	Qty.
DG10/5	440		

Part Number	Qty.	Part Number	Qty.
DG10/5	440		

Multi Level Terminals Push Fit Connection

PFD4

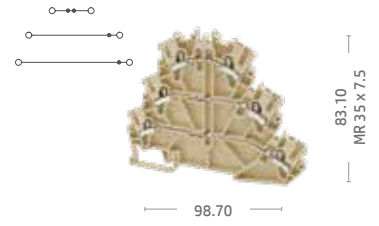
Width: 6 mm



4 mm² Double Deck PushFit Feed Through Terminal Block
For 35 mm DIN Rail

PFT3

Width: 5 mm



2.5 mm² Triple Level PushFit Feed Through Terminal Block
For 35 mm DIN Rail



Electrical Ratings
CE (EN 60947-7-1 / EN 60947-7-2)
cRUus
VDE (IEC 60947-7-1)
CSA
IECEX

Connection Data
Conductor cross section solid (min.-max.)
Conductor cross section stranded (min.-max.)
2 conductors with same cross section, stranded, TWIN ferrules with plastic sleeve, (min.-max.)
AWG Conductor
Insulation Stripping Length
Screwdriver

Technical Data
Rated Impulse Voltage
Insulation material group / Gauge pin code according to IEC 60947-1
Protection class / Protection conductor type

Ordering Data
Beige
Grey
Blue
Green
Yellow
Red
Black
White
Orange
Brown

Push In Cross Connection

End Bracket
xx: Beige or Grey

Test Plug and Sockets

Group Marking

Unprinted Markers

Voltage, V ~	Current, A	Cross Section
500	32	4 mm ²

0.34 - 6 mm ²
0.25 - 4 mm ²
1.0 mm ²
AWG 22 - 10
9 - 10 mm
0.5 x 3.0

6/3
1/A4
IP 20/ -

Terminal	Qty.	End Plate	Qty.
PFD4BEIGE	25	EPPFD4BEIGE	25
PFD4GREY	25	EPPFD4GREY	25

Part Number	Qty.	Part Number	Qty.
CCS4/2	25		
CCS4/3	20		
CCS4/4	15		
CCS4/10	5		

Part Number	Qty.	Part Number	Qty.
ES1xx	100		
ES4xx	100		
ES7xx	50		

Part Number	Qty.	Part Number	Qty.
PFT	25		

Part Number	Qty.	Part Number	Qty.
GMPPF4-2	25		

Part Number	Qty.	Part Number	Qty.
DG10/5	440		
DG10/6	360		

Voltage, V ~	Current, A	Cross Section
500	24	2.5 mm ²
300	20	AWG 22 - 12
500	20.5	

0.34 - 4 mm ²
0.34 - 2.5 mm ²
0.5 mm ²
AWG 22 - 12
9 - 10 mm
0.4 x 2.5

6/3
1/A3
IP 20/ -

Terminal	Qty.	End Plate	Qty.
PFT3 BEIGE	30	EPPFT3BEIGE	10
PFT3 GREY	30	EPPFT3GREY	10

Part Number	Qty.	Part Number	Qty.
CCS2.5/2	25		
CCS2.5/3	20		
CCS2.5/4	15		
CCS2.5/10	5		

Part Number	Qty.	Part Number	Qty.
ES1xx	100		
ES4xx	100		

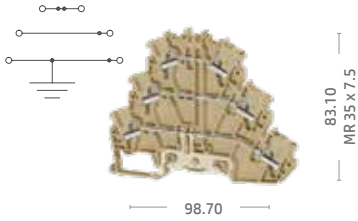
Part Number	Qty.	Part Number	Qty.
PFT	25		

Part Number	Qty.	Part Number	Qty.
GM	50	GM2-2	25
GMPPF2	50		
GM1-1	25		
GM1-2	25		

Part Number	Qty.	Part Number	Qty.
DG10/5	440		

PFT2E

Width: 5 mm



2.5 mm² Triple Level PushFit Feed Through Terminal Block with Protective Earth For 35 mm DIN Rail

Voltage, V ~	Current, A	Cross Section
500	24	2.5 mm ²
300	20	AWG 22 - 12
500	21	

0.34 - 4 mm ²
0.34 - 2.5 mm ²
0.5 mm ²
AWG 22 - 12
9 - 10 mm
0.4 x 2.5

6/3
1/A3
IP 20/ -

Terminal	Qty.	End Plate	Qty.
PFT2EBEIGE	30	EPPFT3BEIGE	10
PFT2EGREY	30	EPPFT3GREY	10

Part Number	Qty.	Part Number	Qty.
CCS2.5/2	25		
CCS2.5/3	20		
CCS2.5/4	15		
CCS2.5/10	5		

Part Number	Qty.	Part Number	Qty.
ES1xx	100		
ES4xx	100		

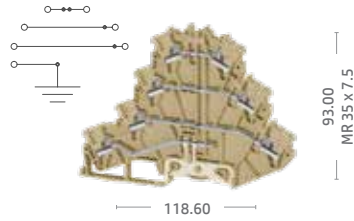
Part Number	Qty.	Part Number	Qty.
PFT	25		

Part Number	Qty.	Part Number	Qty.
GM	50	GM2-2	25
GMPF2	50		
GMPF3	25		
GM1-2	25		

Part Number	Qty.	Part Number	Qty.
DG10/5	440		

PFT3E

Width: 5 mm



2.5 mm² Triple Level PushFit Feed Through Terminal Block with Protective Earth For 35 mm DIN Rail

Voltage, V ~	Current, A	Cross Section
500	24	2.5 mm ²
300	20	AWG 22 - 12
400	20.5	

0.34 - 4 mm ²
0.34 - 2.5 mm ²
0.5 mm ²
AWG 22 - 12
9 - 10 mm
0.4 x 2.5

6/3
1/A3
IP 20/ -

Terminal	Qty.	End Plate	Qty.
PFT3EBEIGE	30	EPPFT3EBEIGE	30
PFT3EGREY	30	EPPFT3EGREY	30


Part Number	Qty.	Part Number	Qty.
CCS2.5/2	25		
CCS2.5/3	20		
CCS2.5/4	15		
CCS2.5/10	5		

Part Number	Qty.	Part Number	Qty.
ES1xx	100		
ES4xx	100		

Part Number	Qty.	Part Number	Qty.
PFT	25		

Part Number	Qty.	Part Number	Qty.
GM	50	GM2-2	25
GMPF2	50		
GMPF3	25		
GM1-2	25		

Part Number	Qty.	Part Number	Qty.
DG10/5	440		



DON'T DROP THE BATON!

IMO's relay manufacturing goes back as far as 1972, and over the years we have strived to innovate and produce new types of relays for developing technologies. In 1984 we developed the first BT Type 47 Telecom Relay, and again in 1990 we launched the first BAPT compliant isolation relay for data transfer, confirming our place as one of the leading global relay manufacturers. Today, our range of Industrial Relays include Signal Relays, Power Relays, Automotive Relays and Solar Relays, and range of compatible sockets.

IMO's range of Industrial Relays are available with either an AC or DC coil, and suitable for PCB mounting or plug-in via a dedicated socket. We also offer a range of slimline DIN Rail mountable relays which are just 6mm thick, and provide substantial space savings in a panel when compared to traditional plug-in type relays.

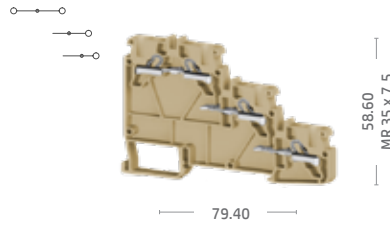
- Wide range for use in virtually any application
- VDE, UR and cUR approvals
- Relay manufacturing market leader and innovator
- Range of compatible sockets available



Scan this QR code using your smartphone to view our [Relay Range](#)

PFT3S

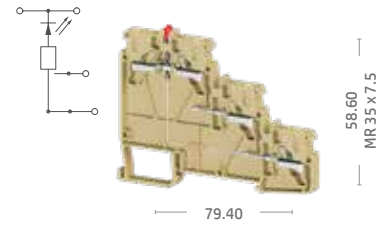
Width: 5 mm



2.5 mm² Triple Level PushFit Feed Through Sensor Terminal Block
For 35 mm DIN Rail

PFT3SLDN

Width: 5 mm



2.5 mm² Triple Level PushFit Feed Through Sensor Terminal Block
with LED, NPN
For 35 mm DIN Rail




Electrical Ratings
CE (EN 60947-7-1)
cRUus
VDE (IEC 60947-7-1)
CSA
IECEX

Connection Data
Conductor cross section solid (min.-max.)
Conductor cross section stranded (min.-max.)
2 conductors with same cross section, stranded, TWIN ferrules with plastic sleeve, (min.-max.)
AWG Conductor
Insulation Stripping Length
Screwdriver

Technical Data
Rated Impulse Voltage
Insulation material group / Gauge pin code according to IEC 60947-1
Protection class / Protection conductor type

Ordering Data
■ Beige
■ Grey



Push In Cross Connection


End Bracket
xx: Beige or Grey


Test Plug and Sockets


Unprinted Markers


Voltage, V ~	Current, A	Cross Section
250	24	2.5 mm ²
300	20	AWG 22 - 12

0.34 - 4 mm ²
0.34 - 2.5 mm ²
0.5 mm ²
AWG 22 - 12
9 - 10 mm
0.4 x 2.5

8/3
1/A3
IP 20/ -

Terminal	Qty.	End Plate	Qty.
PFT3SBEIGE	20	EPPFT3SBEIGE	10
PFT3SGREY	20	EPPFT3SGREY	10

Part Number	Qty.	Part Number	Qty.
CCS2.5/2	25		
CCS2.5/3	20		
CCS2.5/4	15		
CCS2.5/10	5		

Part Number	Qty.	Part Number	Qty.
ES1xx	100		
ES4xx	100		
ES7xx	50		

Part Number	Qty.	Part Number	Qty.
PFT	25		

Part Number	Qty.	Part Number	Qty.
DG10/5	440		
DG10/5T	360		
MT10/5	500		

Voltage, V ~	Current, A	Cross Section
24	24	2.5 mm ²
300	20	AWG 22 - 12

0.34 - 4 mm ²
0.34 - 2.5 mm ²
0.5 mm ²
AWG 22 - 12
9 - 10 mm
0.4 x 2.5

8/3
1/A3
IP 20/ -

Terminal	Qty.	End Plate	Qty.
PFT3SLDNBEIGE	20	EPPFT3SBEIGE	10
PFT3SLDNGREY	20	EPPFT3SGREY	10

Part Number	Qty.	Part Number	Qty.
CCS2.5/2	25		
CCS2.5/3	20		
CCS2.5/4	15		
CCS2.5/10	5		

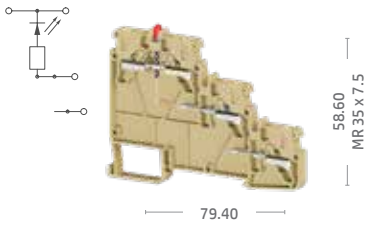
Part Number	Qty.	Part Number	Qty.
ES1xx	100		
ES4xx	100		
ES7xx	50		

Part Number	Qty.	Part Number	Qty.
PFT	25		

Part Number	Qty.	Part Number	Qty.
DG10/5	440		

PFT3SLDP

Width: 5 mm



2.5 mm² Triple Level PushFit Feed Through Sensor Terminal Block with LED, PNP For 35 mm DIN Rail

Voltage, V ~	Current, A	Cross Section
24	24	2.5 mm ²
300	20	AWG 22 - 12

0.34 - 4 mm ²
0.34 - 2.5 mm ²
0.5 mm ²
AWG 22 - 12
9 - 10 mm
0.4 x 2.5

8/3
1/A3
IP 20/-

Terminal	Qty.	End Plate	Qty.
PFT3SLDPBEIGE	20	EPPFT3SBEIGE	10
PFT3SLDPGREY	20	EPPFT3SGREY	10

Part Number	Qty.	Part Number	Qty.
CCS2.5/2	25		
CCS2.5/3	20		
CCS2.5/4	15		
CCS2.5/10	5		

Part Number	Qty.	Part Number	Qty.
ES1xx	100		
ES4xx	100		
ES7xx	50		

Part Number	Qty.	Part Number	Qty.
PFT	25		

Part Number	Qty.	Part Number	Qty.
DG10/5	440		



Are you looking for a supplier for your assemblies who can o

IMO Value Added Assembly Division will help you to:


- Reduce your stock level
 - Reduce cost
 - Ensure quality
 - Increase productivity
- Access to a wide range of products
- Extended range of DIN terminals and accessories
- Relay and sockets, MCBs, power supplies, timers, contactors, signal interface units, and much more
- Standard or custom marker solutions for DIN terminals
- Flexible packing facilities for individual or volume packin



IMO through its Assembly Division can provide Value Add Assembly solutions built to customer specification when you are looking for prototypes, one-off projects, or small large volume requirements with regular deliveries. Whatever your requirement, IMO can offer you a solution.

As a world recognised manufacturer of electrical components IMO have a wide range of connection, power, control and interface products readily available from stock and are always looking forward to the next challenge.

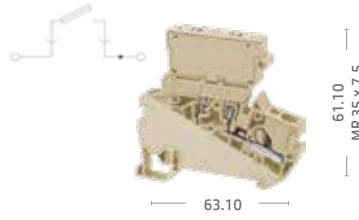
Your assembly can be as simple as 2 DIN terminals on a single piece of rail, to multiple products on DIN rail lengths up to 2m and if required IMO have a range of standard enclosures which are available to accommodate your assembly, or w



Fuse & Disconnect Terminals Push Fit Connection

PFF4/520

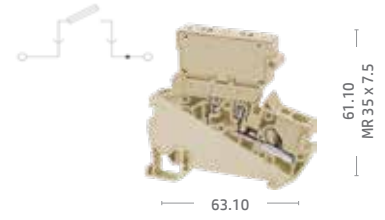
Width: 8 mm



4 mm² Fuse Modular PushFit Feed Through Terminal Block
5x20 Fuse
For 35 mm DIN Rail

PFF4/525

Width: 8 mm



4 mm² Fuse Modular PushFit Feed Through Terminal Block
5x25 Fuse
For 35 mm DIN Rail



Electrical Ratings
CE (EN 60947-7-3)
cRUus
VDE (IEC 60947-7-3)
CSA
IECEX

Connection Data
Conductor cross section solid (min.-max.)
Conductor cross section stranded (min.-max.)
2 conductors with same cross section, stranded, TWIN ferrules with plastic sleeve, (min.-max.)
AWG Conductor
Insulation Stripping Length
Screwdriver

Technical Data
Rated Impulse Voltage
Insulation material group / Gauge pin code according to IEC 60947-1
Protection class / Protection conductor type
Fuse Type

Ordering Data
Beige
Grey

Push In Cross Connection

End Bracket
xx: Beige or Grey

Test Plug and Sockets

Group Marking

Unprinted Markers

Voltage, V ~	Current, A	Cross Section
500	10	4 mm ²
300	10	AWG 22 - 10

0.34 - 6 mm ²
0.25 - 4 mm ²
1.0 mm ²
AWG 22 - 10
9 - 10 mm
0.5 x 3.0

6/3
1/A4
IP 20/ -
G/5 x 20

Terminal	Qty.	End Plate	Qty.
PFF4/520BEIGE	15		
PFF4/520GREY	15		

Part Number	Qty.	Part Number	Qty.
CCS6/2	25		
CCS6/3	20		
CCS6/4	15		
CCS6/10	5		

Part Number	Qty.	Part Number	Qty.
ES1xx	100		
ES4xx	100		

Part Number	Qty.	Part Number	Qty.
PFT	25		

Part Number	Qty.	Part Number	Qty.
GM	50		
GM1-1	25		
GM1-2	25		
GM2-2	25		

Part Number	Qty.	Part Number	Qty.
DG10/5	440		
DG10/6	360		
DG10/8	160		

Voltage, V ~	Current, A	Cross Section
500	10	4 mm ²
300	10	AWG 22 - 10

0.34 - 6 mm ²
0.25 - 4 mm ²
1.0 mm ²
AWG 22 - 10
9 - 10 mm
0.5 x 3.0

6/3
1/A4
IP 20/ -
G/5 x 25

Terminal	Qty.	End Plate	Qty.
PFF4/525BEIGE	15		
PFF4/525GREY	15		

Part Number	Qty.	Part Number	Qty.
CCS6/2	25		
CCS6/3	20		
CCS6/4	15		
CCS6/10	5		

Part Number	Qty.	Part Number	Qty.
ES1xx	100		
ES4xx	100		

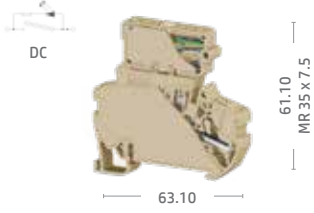
Part Number	Qty.	Part Number	Qty.
PFT	25		

Part Number	Qty.	Part Number	Qty.
GM	50		
GM1-1	25		
GM1-2	25		
GM2-2	25		

Part Number	Qty.	Part Number	Qty.
DG10/5	440		
DG10/6	360		
DG10/8	160		

PFF4LD520-24VDC

Width: 8 mm



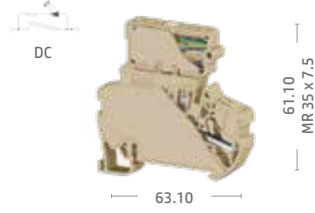
PFF4LD520-220VAC

Width: 8 mm



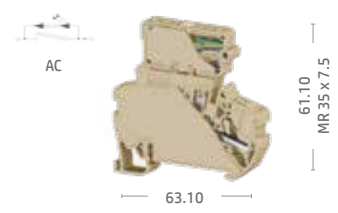
PFF4LD525-24VDC

Width: 8 mm



PFF4LD525-220VAC

Width: 8 mm



4 mm² Fuse Modular PushFit Feed Through Terminal Block
5x20 Fuse, 24 VDC with LED
For 35 mm DIN Rail

4 mm² Fuse Modular PushFit Feed Through Terminal Block
5x20 Fuse, 220 VAC with LED
For 35 mm DIN Rail

4 mm² Fuse Modular PushFit Feed Through Terminal Block
5x25 Fuse, 24 VDC with LED
For 35 mm DIN Rail

4 mm² Fuse Modular PushFit Feed Through Terminal Block
5x25 Fuse, 220 VAC with LED
For 35 mm DIN Rail

Voltage, V ~	Current, A	Cross Section
	10	4 mm ²
	10	AWG 22 - 10

Voltage, V ~	Current, A	Cross Section
	10	4 mm ²
	10	AWG 22 - 10

Voltage, V ~	Current, A	Cross Section
	10	4 mm ²
	10	AWG 22 - 10

Voltage, V ~	Current, A	Cross Section
	10	4 mm ²
	10	AWG 22 - 10

0.34 - 6 mm ²
0.25 - 4 mm ²
1.0 mm ²
AWG 22 - 10
9 - 10 mm
0.5 x 3.0

0.34 - 6 mm ²
0.25 - 4 mm ²
1.0 mm ²
AWG 22 - 10
9 - 10 mm
0.5 x 3.0

0.34 - 6 mm ²
0.25 - 4 mm ²
1.0 mm ²
AWG 22 - 10
9 - 10 mm
0.5 x 3.0

0.34 - 6 mm ²
0.25 - 4 mm ²
1.0 mm ²
AWG 22 - 10
9 - 10 mm
0.5 x 3.0

6/3
1/A4
IP 20/ -
G/5 x 20

6/3
1/A4
IP 20/ -
G/5 x 20

6/3
1/A4
IP 20/ -
G/5 x 25

6/3
1/A4
IP 20/ -
G/5 x 25

Terminal	Qty.	End Plate	Qty.
PFF4LD520-24VDCBBGE	15		
PFF4LD520-24VDCGREY	15		

Terminal	Qty.	End Plate	Qty.
PFF4LD520-220VACBG	15		
PFF4LD520-220VACGREY	15		

Terminal	Qty.	End Plate	Qty.
PFF4LD525-24VDCBBGE	15		
PFF4LD525-24VDCGREY	15		

Terminal	Qty.	End Plate	Qty.
PFF4LD525-220VACBG	15		
PFF4LD525-220VACGREY	15		

Part Number	Qty.	Part Number	Qty.
CCS6/2	25		
CCS6/3	20		
CCS6/4	15		
CCS6/10	5		

Part Number	Qty.	Part Number	Qty.
CCS6/2	25		
CCS6/3	20		
CCS6/4	15		
CCS6/10	5		

Part Number	Qty.	Part Number	Qty.
CCS6/2	25		
CCS6/3	20		
CCS6/4	15		
CCS6/10	5		

Part Number	Qty.	Part Number	Qty.
CCS6/2	25		
CCS6/3	20		
CCS6/4	15		
CCS6/10	5		

Part Number	Qty.	Part Number	Qty.
ES1xx	100		
ES4xx	100		

Part Number	Qty.	Part Number	Qty.
ES1xx	100		
ES4xx	100		

Part Number	Qty.	Part Number	Qty.
ES1xx	100		
ES4xx	100		

Part Number	Qty.	Part Number	Qty.
ES1xx	100		
ES4xx	100		

Part Number	Qty.	Part Number	Qty.
PFT	25		

Part Number	Qty.	Part Number	Qty.
PFT	25		

Part Number	Qty.	Part Number	Qty.
PFT	25		

Part Number	Qty.	Part Number	Qty.
PFT	25		

Part Number	Qty.	Part Number	Qty.
GM	50		
GM1-1	25		
GM1-2	25		
GM2-2	25		

Part Number	Qty.	Part Number	Qty.
GM	50		
GM1-1	25		
GM1-2	25		
GM2-2	25		

Part Number	Qty.	Part Number	Qty.
GM	50		
GM1-1	25		
GM1-2	25		
GM2-2	25		

Part Number	Qty.	Part Number	Qty.
GM	50		
GM1-1	25		
GM1-2	25		
GM2-2	25		

Part Number	Qty.	Part Number	Qty.
DG10/5	440		
DG10/6	360		
DG10/8	160		

Part Number	Qty.	Part Number	Qty.
DG10/5	440		
DG10/6	360		
DG10/8	160		

Part Number	Qty.	Part Number	Qty.
DG10/5	440		
DG10/6	360		
DG10/8	160		

Part Number	Qty.	Part Number	Qty.
DG10/5	440		
DG10/6	360		
DG10/8	160		

Fuse & Disconnect Terminals Push Fit Connection

PFF4632

Width: 8 mm



4 mm² Fuse Modular PushFit Feed Through Terminal Block
6.35x31.75 Fuse
For 35 mm DIN Rail

PFF4LD632-24VDC

Width: 8 mm



4 mm² Fuse Modular PushFit Feed Through Terminal Block
6.35x31.75 Fuse, 24 VDC with LED
For 35 mm DIN Rail





Electrical Ratings
CE (EN 60947-7-3)
cRUus
VDE (IEC 60947-7-3)
CSA
IECEX

Connection Data
Conductor cross section solid (min.-max.)
Conductor cross section stranded (min.-max.)
2 conductors with same cross section, stranded, TWIN ferrules with plastic sleeve, (min.-max.)
AWG Conductor
Insulation Stripping Length
Screwdriver


Technical Data
Rated Impulse Voltage
Insulation material group / Gauge pin code according to IEC 60947-1
Protection class / Protection conductor type
Fuse Type


Ordering Data
Beige
Grey



Push In Cross Connection


End Bracket
xx: Beige or Grey


Test Plug and Sockets


Group Marking


Unprinted Markers


Voltage, V ~	Current, A	Cross Section
500	10	4 mm ²
300	10	AWG 22 - 10

0.34 - 6 mm ²
0.25 - 4 mm ²
1.0 mm ²
AWG 22 - 10
9 - 10 mm
0.5 x 3.0

6/3
1/A4
IP 20/ -
G/6.35 x 31.75

Terminal	Qty.	End Plate	Qty.
PFF4632BGE	15		
PFF4632GRY	15		

Part Number	Qty.	Part Number	Qty.
CCS6/2	25		
CCS6/3	20		
CCS6/4	15		
CCS6/10	5		

Part Number	Qty.	Part Number	Qty.
ES1xx	100		
ES4xx	100		

Part Number	Qty.	Part Number	Qty.
PFT	25		

Part Number	Qty.	Part Number	Qty.
GM	50		
GM1-1	25		
GM1-2	25		
GM2-2	25		

Part Number	Qty.	Part Number	Qty.
DG10/5	440		
DG10/6	360		
DG10/8	160		

Voltage, V ~	Current, A	Cross Section
	10	4 mm ²
	10	AWG 22 - 10

0.34 - 6 mm ²
0.25 - 4 mm ²
1.0 mm ²
AWG 22 - 10
9 - 10 mm
0.5 x 3.0

6/3
1/A4
IP 20/ -
G/6.35 x 31.75

Terminal	Qty.	End Plate	Qty.
PFF4LD632-24VDCBGE	15		
PFF4LD632-24VDCGRY	15		

Part Number	Qty.	Part Number	Qty.
CCS6/2	25		
CCS6/3	20		
CCS6/4	15		
CCS6/10	5		

Part Number	Qty.	Part Number	Qty.
ES1xx	100		
ES4xx	100		

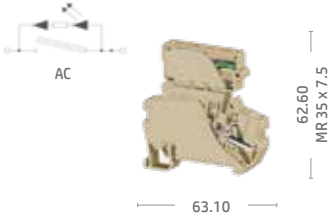
Part Number	Qty.	Part Number	Qty.
PFT	25		

Part Number	Qty.	Part Number	Qty.
GM	50		
GM1-1	25		
GM1-2	25		
GM2-2	25		

Part Number	Qty.	Part Number	Qty.
DG10/5	440		
DG10/6	360		
DG10/8	160		

PFF4LD632-220VAC

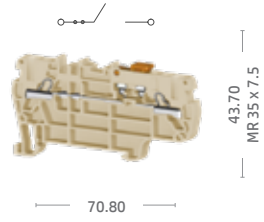
Width: 8 mm



4 mm² Fuse Modular PushFit Feed Through Terminal Block
6.35x31.75 Fuse, 220 VAC with LED
For 35 mm DIN Rail

PFTD2.5

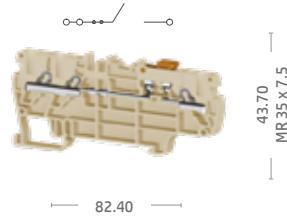
Width: 5 mm



2.5 mm² PushFit Knife Disconnect Terminal Block
For 35 mm DIN Rail

PFTD2.52

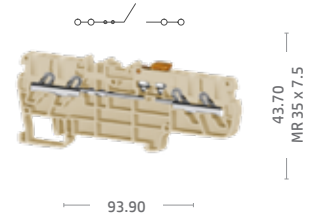
Width: 5 mm



2.5 mm² Fuse Modular PushFit Feed Through Terminal Block
1 In, 2 Out
For 35 mm DIN Rail

PFTD2.54

Width: 5 mm



2.5 mm² PushFit Knife Disconnect Terminal Block
1 In, 3 Out
For 35 mm DIN Rail

Voltage, V ~	Current, A	Cross Section
	10	4 mm ²
	10	AWG 22 - 10

0.34 - 6 mm ²
0.25 - 4 mm ²
1.0 mm ²
AWG 22 - 10
9 - 10 mm
0.5 x 3.0

6/3
1/A4
IP 20/ -
G/6.35 x 31.75

Terminal	Qty.	End Plate	Qty.
PFF4LD632-220VACBGE	15		
PFF4LD632-220VACGRY	15		

Part Number	Qty.	Part Number	Qty.
CCS6/2	25		
CCS6/3	20		
CCS6/4	15		
CCS6/10	5		

Part Number	Qty.	Part Number	Qty.
ES1xx	100		
ES4xx	100		

Part Number	Qty.	Part Number	Qty.
PFT	25		

Part Number	Qty.	Part Number	Qty.
GM	50		
GM1-1	25		
GM1-2	25		
GM2-2	25		

Part Number	Qty.	Part Number	Qty.
DG10/5	440		
DG10/6	360		
DG10/8	160		

Voltage, V ~	Current, A	Cross Section
400	20	2.5 mm ²
300	16	AWG 22 - 12

0.34 - 4 mm ²
0.34 - 2.5 mm ²
0.5 mm ²
AWG 22 - 12
9 - 10 mm
0.4 x 2.5

4/3
1/A3
IP 20/ -

Terminal	Qty.	End Plate	Qty.
PFTD2.5BEIGE	50	EPPFTD2.5BEIGE	100
PFTD2.5GREY	50	EPPFTD2.5GREY	100

Part Number	Qty.	Part Number	Qty.
CCS2.5/2	25		
CCS2.5/3	20		
CCS2.5/4	15		
CCS2.5/10	5		

Part Number	Qty.	Part Number	Qty.
ES1xx	100		
ES4xx	100		
ES7xx	50		

Part Number	Qty.	Part Number	Qty.
PFT	25		

Part Number	Qty.	Part Number	Qty.
GM3	50		

Part Number	Qty.	Part Number	Qty.
DG10/5	440		

Voltage, V ~	Current, A	Cross Section
400	16	2.5 mm ²

0.34 - 4 mm ²
0.34 - 2.5 mm ²
0.5 mm ²
AWG 22 - 12
9 - 10 mm
0.4 x 2.5

4/3
1/A3
IP 20/ -

Terminal	Qty.	End Plate	Qty.
PFTD2.52BEIGE	60	EPPFTD2.52BEIGE	100
PFTD2.52GREY	60	EPPFTD2.52GREY	100

Part Number	Qty.	Part Number	Qty.
CCS2.5/2	25		
CCS2.5/3	20		
CCS2.5/4	15		
CCS2.5/10	5		

Part Number	Qty.	Part Number	Qty.
ES1xx	100		
ES4xx	100		
ES7xx	50		

Part Number	Qty.	Part Number	Qty.
PFT	25		

Part Number	Qty.	Part Number	Qty.
GM3	50		

Part Number	Qty.	Part Number	Qty.
DG10/5	440		

Voltage, V ~	Current, A	Cross Section
400	16	2.5 mm ²
300	10	AWG 22 - 12

0.34 - 4 mm ²
0.34 - 2.5 mm ²
0.5 mm ²
AWG 22 - 12
9 - 10 mm
0.4 x 2.5

4/3
1/A3
IP 20/ -

Terminal	Qty.	End Plate	Qty.
PFTD2.54BEIGE	60	EPPFTD2.54BEIGE	100
PFTD2.54GREY	60	EPPFTD2.54GREY	100

Part Number	Qty.	Part Number	Qty.
CCS2.5/2	25		
CCS2.5/3	20		
CCS2.5/4	15		
CCS2.5/10	5		

Part Number	Qty.	Part Number	Qty.
ES1xx	100		
ES4xx	100		
ES7xx	50		

Part Number	Qty.	Part Number	Qty.
PFT	25		

Part Number	Qty.	Part Number	Qty.
GM3	50		

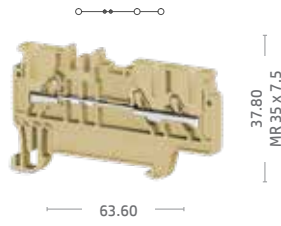
Part Number	Qty.	Part Number	Qty.
DG10/5	440		



Multi Input & Multi Output Terminals Push Fit Connection

PFD1.5SD

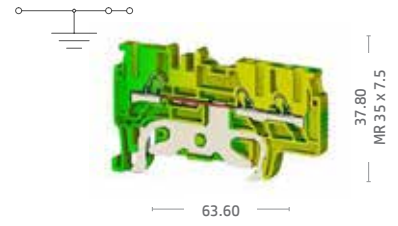
Width: 4.2 mm



1.5 mm² PushFit Feed Through Terminal Block
1 In, 2 Out
For 35 mm DIN Rail

PFD1.5PE

Width: 4.2 mm



1.5 mm² PushFit Feed Through Terminal Block
1 In, 2 Out, Protective Earth
For 35 mm DIN Rail





Electrical Ratings
CE (EN 60947-7-1 - EN 60947-7-2)
cRUus
VDE (IEC 60947-7-1)
CSA
IECEX

Connection Data
Conductor cross section solid (min.-max.)
Conductor cross section stranded (min.-max.)
2 conductors with same cross section, stranded, TWIN ferrules with plastic sleeve, (min.-max.)
AWG Conductor
Insulation Stripping Length
Screwdriver


Technical Data
Rated Impulse Voltage
Insulation material group / Gauge pin code according to IEC 60947-1
Protection class / Protection conductor type

Ordering Data
Beige
Grey



Push In Cross Connection


End Bracket
xx: Beige or Grey


Test Plug and Sockets


Unprinted Markers


Voltage, V ~	Current, A	Cross Section
800	17.5	1.5 mm ²

0.34 - 2.5 mm ²
0.34 - 1.5 mm ²
0.5 mm ²
AWG 22 - 14
9 - 10 mm
0.4 x 2.5

8/3
1/A1 - B1
IP 20/ -

Terminal	Qty.	End Plate	Qty.
PFD1.5SDBEIGE	70	EPPFD1.5SDBEIGE	100
PFD1.5SDGREY	70	EPPFD1.5SDGREY	100

Part Number	Qty.	Part Number	Qty.
CCS1.5/2	25		
CCS1.5/3	20		
CCS1.5/4	15		
CCS1.5/10	5		

Part Number	Qty.	Part Number	Qty.
ES1xx	100		
ES4xx	100		
ES7xx	50		

Part Number	Qty.	Part Number	Qty.

Part Number	Qty.	Part Number	Qty.
MT6/4	400		

Voltage, V ~	Current, A	Cross Section
		1.5 mm ²

0.34 - 2.5 mm ²
0.34 - 1.5 mm ²
0.5 mm ²
AWG 22 - 14
9 - 10 mm
0.4 x 2.5

8/3
1/A1 - B1
IP 20/ -

Terminal	Qty.	End Plate	Qty.
PFD1.5PE	70	EPPFD1.5PE	100

Part Number	Qty.	Part Number	Qty.

Part Number	Qty.	Part Number	Qty.
ES1xx	100		
ES4xx	100		
ES7xx	50		

Part Number	Qty.	Part Number	Qty.

Part Number	Qty.	Part Number	Qty.
MT6/4	400		

PFD1.5C

Width: 4.2 mm



75.10

37.80
MR35 x 7.5

PFD1.5CPE

Width: 4.2 mm



75.10

37.80
MR35 x 7.5

PFD2.5E

Width: 5 mm



64.85

43.00
MR35 x 7.5

PFD2.5PE

Width: 5 mm



64.85

43.00
MR35 x 7.5

1.5 mm² PushFit Feed Through Terminal Block
2 In, 2 Out
For 35 mm DIN Rail

1.5 mm² PushFit Feed Through Terminal Block
2 In, 2 Out, Protective Earth
For 35 mm DIN Rail

2.5 mm² PushFit Feed Through Terminal Block
1 In, 2 Out
For 35 mm DIN Rail

2.5 mm² PushFit Feed Through Terminal Block
1 In, 2 Out, Protective Earth
For 35 mm DIN Rail

Voltage, V ~	Current, A	Cross Section
800	17.5	1.5 mm ²

0.34 - 2.5 mm ²		
0.34 - 1.5 mm ²		
0.5 mm ²		
AWG 22 - 14		
9 - 10 mm		
0.4 x 2.5		

8/3		
1/A1 - B1		
IP 20/ -		

Terminal	Qty.	End Plate	Qty.
PFD1.5CBEIGE	70	EPPFD1.5CBEIGE	100
PFD1.5CGREY	70	EPPFD1.5CGREY	100

Part Number	Qty.	Part Number	Qty.
CCS1.5/2	25		
CCS1.5/3	20		
CCS1.5/4	15		
CCS1.5/10	5		

Part Number	Qty.	Part Number	Qty.
ES1xx	100		
ES4xx	100		
ES7xx	50		

Part Number	Qty.	Part Number	Qty.

Part Number	Qty.	Part Number	Qty.
MT6/4	400		

Voltage, V ~	Current, A	Cross Section
		1.5 mm ²

0.34 - 2.5 mm ²		
0.34 - 1.5 mm ²		
0.5 mm ²		
AWG 22 - 14		
9 - 10 mm		
0.4 x 2.5		

8/3		
1/A1 - B1		
IP 20/ -		

Terminal	Qty.	End Plate	Qty.
PFD1.5CPE	70	EPPFD1.5CPE	100

Part Number	Qty.	Part Number	Qty.

Part Number	Qty.	Part Number	Qty.
ES1xx	100		
ES4xx	100		
ES7xx	50		

Part Number	Qty.	Part Number	Qty.

Part Number	Qty.	Part Number	Qty.
MT6/4	400		

Voltage, V ~	Current, A	Cross Section
800	24	2.5 mm ²
600	20	AWG 22 - 12

0.34 - 4 mm ²		
0.34 - 2.5 mm ²		
0.5 mm ²		
AWG 22 - 12		
9 - 10 mm		
0.4 x 2.5		

8/3		
1/A3		
IP 20/ -		

Terminal	Qty.	End Plate	Qty.
PFD2.5EBEIGE	50	EPPFD2.5EBEIGE	10
PFD2.5EGREY	50	EPPFD2.5EGREY	10

Part Number	Qty.	Part Number	Qty.
CCS2.5/2	25		
CCS2.5/3	20		
CCS2.5/4	15		
CCS2.5/10	5		

Part Number	Qty.	Part Number	Qty.
ES1xx	100		
ES4xx	100		
ES7xx	50		

Part Number	Qty.	Part Number	Qty.
PFT	25		

Part Number	Qty.	Part Number	Qty.
DG10/5	440		
DG10/5T	440		
MT10/5	500		

Voltage, V ~	Current, A	Cross Section
		2.5 mm ²
		AWG 22 - 12

0.34 - 4 mm ²		
0.34 - 2.5 mm ²		
0.5 mm ²		
AWG 22 - 12		
9 - 10 mm		
0.4 x 2.5		

8/3		
1/A3		
IP 20/ -		

Terminal	Qty.	End Plate	Qty.
PFD2.5PE	50	EPPFD2.5PE	10

Part Number	Qty.	Part Number	Qty.

Part Number	Qty.	Part Number	Qty.
ES1xx	100		
ES4xx	100		
ES7xx	50		

Part Number	Qty.	Part Number	Qty.

Part Number	Qty.	Part Number	Qty.
DG10/5	440		
DG10/5T	440		
MT10/5	500		

Multi Input & Multi Output Terminals Push Fit Connection

PFD2.5C

Width: 5 mm



76.40

2.5 mm² PushFit Feed Through Terminal Block
2 In, 2 Out
For 35 mm DIN Rail

PFD2.5CPE

Width: 5 mm



76.40

2.5 mm² PushFit Feed Through Terminal Block
2 In, 2 Out, Protective Earth
For 35 mm DIN Rail



Electrical Ratings
CE (EN 60947-7-1 - EN 60947-7-2)
cRUus
VDE (IEC 60947-7-1)
CSA
IECEX

Connection Data
Conductor cross section solid (min.-max.)
Conductor cross section stranded (min.-max.)
2 conductors with same cross section, stranded, TWIN ferrules with plastic sleeve, (min.-max.)
AWG Conductor
Insulation Stripping Length
Screwdriver

Technical Data
Rated Impulse Voltage
Insulation material group /
Gauge pin code according to IEC 60947-1
Protection class / Protection conductor type

Ordering Data
Beige
Grey



Voltage, V ~	Current, A	Cross Section
800	24	2.5 mm ²
600	20	AWG 22 - 12

0.34 - 4 mm ²
0.34 - 2.5 mm ²
0.5 mm ²
AWG 22 - 12
9 - 10 mm
0.4 x 2.5

8/3
1/A3
IP 20/ -

Terminal	Qty.	End Plate	Qty.
PFD2.5CBEIGE	50	EPPFD2.5CBEIGE	10
PFD2.5CGREY	50	EPPFD2.5CGREY	10

Voltage, V ~	Current, A	Cross Section
		2.5 mm ²
		AWG 22-12

0.34 - 4 mm ²
0.34 - 2.5 mm ²
0.5 mm ²
AWG 22 - 12
9 - 10 mm
0.4 x 2.5

8/3
1/A3
IP 20/ -

Terminal	Qty.	End Plate	Qty.
PFD2.5CPE	50	EPPFD2.5CPE	10

Push In Cross Connection

Part Number	Qty.	Part Number	Qty.
CCS2.5/2	25		
CCS2.5/3	20		
CCS2.5/4	15		
CCS2.5/10	5		

Part Number	Qty.	Part Number	Qty.

End Bracket
xx: Beige or Grey

Part Number	Qty.	Part Number	Qty.
ES1xx	100		
ES4xx	100		
ES7xx	50		

Part Number	Qty.	Part Number	Qty.
ES1xx	100		
ES4xx	100		
ES7xx	50		

Test Plug and Sockets

Part Number	Qty.	Part Number	Qty.
PFT	25		

Part Number	Qty.	Part Number	Qty.


Unprinted Markers

Part Number	Qty.	Part Number	Qty.
DG10/5	440		
DG10/5T	440		
MT10/5	500		

Part Number	Qty.	Part Number	Qty.
DG10/5	440		
DG10/5T	440		
MT10/5	500		

PFD4E

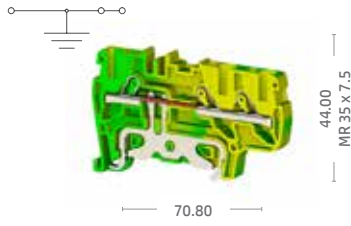
Width: 6 mm



4 mm² PushFit Feed Through Terminal Block
1 In, 2 Out
For 35 mm DIN Rail

PFD4PE


Width: 6 mm



4 mm² PushFit Feed Through Terminal Block
1 In, 2 Out, Protective Earth
For 35 mm DIN Rail

PFD4C

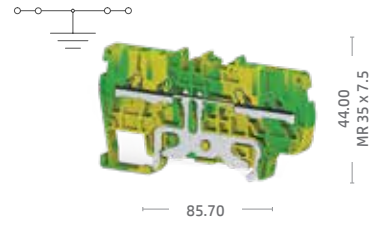
Width: 6 mm



4 mm² PushFit Feed Through Terminal Block
2 In, 2 Out
For 35 mm DIN Rail

PFD4CPE

Width: 6 mm



4 mm² PushFit Feed Through Terminal Block
2 In, 2 Out, Protective Earth
For 35 mm DIN Rail

Voltage, V ~	Current, A	Cross Section
800	32	4 mm²
600	30	AWG 22 - 10
800	30	

Voltage, V ~	Current, A	Cross Section
		4 mm²

Voltage, V ~	Current, A	Cross Section
1000	32	4 mm²

Voltage, V ~	Current, A	Cross Section
		4 mm²

0.34 - 6 mm²
0.25 - 4 mm²
1.0 mm²
AWG 22 - 10
9 - 10 mm
0.5 x 3.0

0.34 - 6 mm²
0.25 - 4 mm²
1.0 mm²
AWG 22 - 10
9 - 10 mm
0.5 x 3.0

0.34 - 6 mm²
0.25 - 4 mm²
1.0 mm²
AWG 22 - 10
9 - 10 mm
0.5 x 3.0

0.34 - 6 mm²
0.25 - 4 mm²
1.0 mm²
AWG 22 - 10
9 - 10 mm
0.5 x 3.0

8/3
1/A4
IP 20/-

8/3
1/A4
IP 20/-

8/3
1/A4
IP 20/-

8/3
1/A4
IP 20/-

Terminal	Qty.	End Plate	Qty.
PFD4EBEIGE	50	EPPFD4EBEIGE	50
PFD4EGREY	50	EPPFD4EGREY	50

Terminal	Qty.	End Plate	Qty.
PFD4PE	50	EPPFD4PE	50

Terminal	Qty.	End Plate	Qty.
PFD4CBEIGE	45	EPPFD4CBEIGE	25
PFD4CGREY	45	EPPFD4CGREY	25

Terminal	Qty.	End Plate	Qty.
PFD4CPE	45	EPPFD4CPE	25

Part Number	Qty.	Part Number	Qty.
CCS4/2	25		
CCS4/3	20		
CCS4/4	15		
CCS4/10	5		

Part Number	Qty.	Part Number	Qty.

Part Number	Qty.	Part Number	Qty.
CCS4/2	25		
CCS4/3	20		
CCS4/4	15		
CCS4/10	5		

Part Number	Qty.	Part Number	Qty.

Part Number	Qty.	Part Number	Qty.
ES1xx	100		
ES4xx	100		
ES7xx	50		

Part Number	Qty.	Part Number	Qty.
ES1xx	100		
ES4xx	100		
ES7xx	50		

Part Number	Qty.	Part Number	Qty.
ES1xx	100		
ES4xx	100		
ES7xx	50		

Part Number	Qty.	Part Number	Qty.
ES1xx	100		
ES4xx	100		
ES7xx	50		

Part Number	Qty.	Part Number	Qty.
PFT	25		

Part Number	Qty.	Part Number	Qty.

Part Number	Qty.	Part Number	Qty.
PFT	25		

Part Number	Qty.	Part Number	Qty.

Part Number	Qty.	Part Number	Qty.
MT10/6	500		
DG10/6	360		

Part Number	Qty.	Part Number	Qty.
MT10/6	500		
DG10/6	360		


Part Number	Qty.	Part Number	Qty.
MT10/6	500		
DG10/6	360		

Part Number	Qty.	Part Number	Qty.
MT10/6	500		
DG10/6	360		

Multi Input & Multi Output Terminals Push Fit Connection

PFD6E

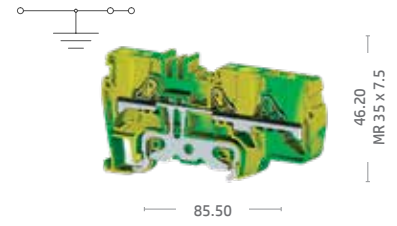
Width: 8 mm



6 mm² PushFit Feed Through Terminal Block
1 In, 2 Out
For 35 mm DIN Rail

PFD6PE

Width: 8 mm



6 mm² PushFit Feed Through Terminal Block
1 In, 2 Out, Protective Earth
For 35 mm DIN Rail






Electrical Ratings
CE (EN 60947-7-1 - EN 60947-7-2)
cRUus
VDE (IEC 60947-7-1)
CSA
IECEX

Connection Data
Conductor cross section solid (min.-max.)
Conductor cross section stranded (min.-max.)
2 conductors with same cross section, stranded, TWIN ferrules with plastic sleeve, (min.-max.)
AWG Conductor
Insulation Stripping Length
Screwdriver

Technical Data
Rated Impulse Voltage
Insulation material group / Gauge pin code according to IEC 60947-1
Protection class / Protection conductor type


Ordering Data
Beige
Grey




Push In Cross Connection



End Bracket
xx: Beige or Grey



Test Plug and Sockets


Unprinted Markers


Voltage, V ~	Current, A	Cross Section
1000	41	6 mm²

0.5 - 10 mm²
0.5 - 6 mm²
1.5 mm²
AWG 20 - 8
11 - 13 mm
0.6 x 3.5

8/3
1/A5
IP 20/ -

Terminal	Qty.	End Plate	Qty.
PFD6EBEIGE	45	EPPFD6EBEIGE	25
PFD6EGREY	45	EPPFD6EGREY	25

Part Number	Qty.	Part Number	Qty.
CCS6/2	25		
CCS6/3	20		
CCS6/4	15		
CCS6/10	5		

Part Number	Qty.	Part Number	Qty.
ES1xx	100		
ES4xx	100		
ES7xx	50		

Part Number	Qty.	Part Number	Qty.
PFT	25		

Part Number	Qty.	Part Number	Qty.
DG10/5	360		
DG10/6	360		

Voltage, V ~	Current, A	Cross Section
		6 mm²

0.5 - 10 mm²
0.5 - 6 mm²
1.5 mm²
AWG 20 - 8
11 - 13 mm
0.6 x 3.5

8/3
1/A5
IP 20/ -

Terminal	Qty.	End Plate	Qty.
PFD6PE	45	EPPFD6PE	25

Part Number	Qty.	Part Number	Qty.


Part Number	Qty.	Part Number	Qty.
ES1xx	100		
ES4xx	100		
ES7xx	50		

Part Number	Qty.	Part Number	Qty.

Part Number	Qty.	Part Number	Qty.
DG10/5	360		
DG10/6	360		

PFD6C

Width: 8 mm



105.40

6 mm² PushFit Feed Through Terminal Block
2 In, 2 Out
For 35 mm DIN Rail

PFD6CPE

Width: 8 mm



46.20
MR 35 x 7.5

105.40

6 mm² PushFit Feed Through Terminal Block
2 In, 2 Out, Protective Earth
For 35 mm DIN Rail



PUSH THE BUTTONS OF EXCELLENCE.

Designed and manufactured in Western Europe, IMO's comprehensive high quality range of modular 22.5mm and 30mm push buttons and controls provide a flexible, reliable system for operating low voltage electrical systems. Encompassing a myriad of switching options from momentary push and e-stops to multi-position captive key switches and the ability to mix, match and stack contact blocks, they offer the ultimate level of flexibility and customisation.

Additional accessories including high brightness LED pilot lights and switch illumination options, actuator engraving, collars, legend plates, protective shrouds and pre-drilled enclosures add a smart, professional look and additional functionality to the range. Environmental protection up to IP67 is available with most parts, making them suitable for both interior and exterior use.

Make the right selection; Switch to IMO Precision Controls

- IP67/IP65 Protection
- Maintained or Spring Return
- Opaque or Illuminated
- Aluminium, Black or Chrome Bezel
- Assembled Control Stations
- Snap-On Contact Blocks
- 1/2/3 Hole Push Button Enclosure
- Colour Coded Contacts
- Key Operated Switch
- International Approvals including UL Approved Products
- Labelling Accessories

Voltage, V ~	Current, A	Cross Section
1000	41	6 mm ²

0.5 - 10 mm ²
0.5 - 6 mm ²
1.5 mm ²
AWG 20 - 8
11 - 13 mm
0.6 x 3.5

8/3
1/A5
IP 20/ -

Terminal	Qty.	End Plate	Qty.
PFD6CBEIGE	35	EPPFD6CBEIGE	25
PFD6CGREY	35	EPPFD6CGREY	25

Part Number	Qty.	Part Number	Qty.
CCS6/2	25		
CCS6/3	20		
CCS6/4	15		
CCS6/10	5		

Part Number	Qty.	Part Number	Qty.
ES1xx	100		
ES4xx	100		
ES7xx	50		

Part Number	Qty.	Part Number	Qty.
PFT	25		

Part Number	Qty.	Part Number	Qty.
DG10/5	360		
DG10/6	360		

Voltage, V ~	Current, A	Cross Section
		6 mm ²

0.5 - 10 mm ²
0.5 - 6 mm ²
1.5 mm ²
AWG 20 - 8
11 - 13 mm
0.6 x 3.5

8/3
1/A5
IP 20/ -

Terminal	Qty.	End Plate	Qty.
PFD6CPE	35	EPPFD6CPE	25

Part Number	Qty.	Part Number	Qty.

Part Number	Qty.	Part Number	Qty.
ES1xx	100		
ES4xx	100		
ES7xx	50		

Part Number	Qty.	Part Number	Qty.

Part Number	Qty.	Part Number	Qty.
DG10/5	360		
DG10/6	360		

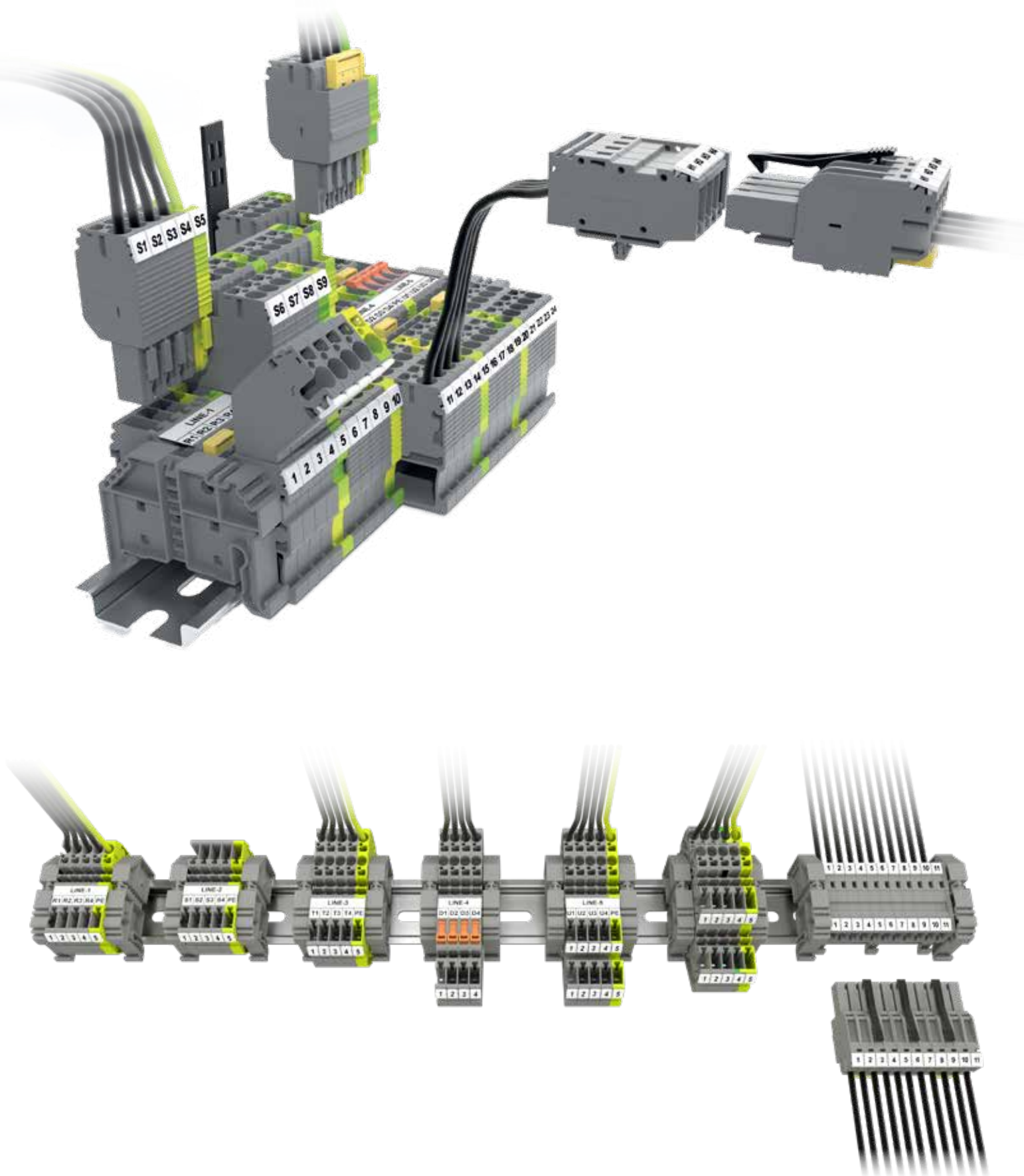


Scan this QR code using your smartphone to view our **Push Buttons Range**



Spring Connection Pluggable

For Quick & Reliable connection & disconnection everywhere



Extensive customisation available

Designed for all requirements




Push In Cross-Connector

It is **easy** to make cross-connections on terminals, the same cross-connectors can also be used for the plugs. Permanent markers can be used to indicate poles on cross-connectors.



Lockable Plug

Extra optional locks **guarantee** your circuit's connection against excessive vibrations. Sockets can be removed from terminals by simply pushing the clip upwards.



Wire Assembly for Terminals

Wires can be assembled **quickly** and easily by opening the spring cage with the suitable screwdriver.



Cable Tie Mount

You can use a cable tie to hold all cables together, **neatly** assembled to the socket by using a cable tie mount.



Pin Coding

Enhance your service and maintenance operations by preventing any misconnections. By using pin coding, you can match the right plugs and sockets.

Overview

IMO's new SCP Terminal Blocks are specifically designed for 2.5 mm² cables, solid, stranded and ferruled types, offering a new Plug-In solution for signal, control and power circuits in a modular and speedy manner, utilising plugs and sockets, particularly useful for service, replacement and maintenance operations.

IMO SCP terminals and plugs have a nominal current of 25A and a nominal voltage of 500VAC thanks to their powerful plug-in contact, making them suitable for use in most applications and are 100% reliable every time. The SCP range offers plug-in versions with spring clamp connection and are complimented by a range of accessories.

Specifically developed for quick and easy connection and disconnection, enabling maintenance or service staff to carry out installation, replacement and testing with minimum effort in a timely fashion. In fact, when comparing the time required to wire traditional screw clamp DIN Rail terminals, SCP can save significant wiring time. As time equals money, the time savings add up to considerable cost savings too.

As with all IMO products, the SCP range has been designed to the highest quality standards, using only quality materials, providing maximum safety thanks to their touch-proof design, vibration resistance, and protection from misconnection thanks to code options and locks which ensure the user matches the right plugs to the right sockets.

The SCP range also offers a new level of flexibility, allowing the user to construct customised sets based on individual plugs and sockets, all of which can be purchased separately. SCP cross connectors have also been specifically designed with flexibility in mind, and can fit both plugs and terminals, while users will also find that the marking options available are just as purposeful, allowing use of a wide range of marking options, including strip labels and marking tags for appropriate marking of the terminal block set.



DIN Rail Mount



Free Mount



Hole Mount

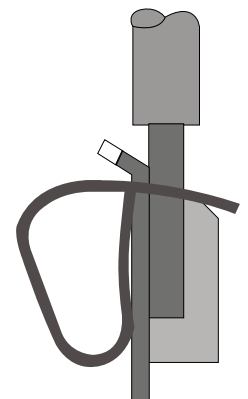
Spring Clamp System

Material Properties

All metal parts of the spring clamp terminal blocks are made from non corroding materials. The conductive parts are made of plated high grade copper alloy giving excellent contact resistance. The contact force of the spring clamp connection is applied by a spring element made from high-strength metal. The insulating housing of the spring clamp terminal blocks is made from recyclable PA66 offering high impact strength and UV-resistance. Further characteristics include the good tropical and termite resistance, high chemical resistance, and excellent aging characteristics. PA66 has an operating temperature of up to 100°C and is certified for flammability rating V0 according to UL 94.

Connection Principle

Spring Clamp terminal blocks have been developed for universal spring-loaded conductor contacting. The contact force is independent of the user and creates a vibration-proof connection with long-term stability. The terminal point is opened with a standard screwdriver. After the conductor has been inserted into the clamping space, the screwdriver is removed and the conductor makes contact. The terminal and plug operation offers easy single plane connection i.e., the conductor and screwdriver come in parallel from the same direction.



Terminal Options & Ordering Codes

		SCP		2.5	GREY
Series		Spring Connection Plug-gable	SCP		
Connection Options					Colours For all available colours, please refer to each individual product.
Single Entry / Exit	DIN Rail Mount				
	Connector Mount		-FM		
	Hole Mount		-HM		
	Horizontal Mount		-HO		
	Plug to Plug		PP		
	Earth		PE		
	Plug to Plug, Earth		PPPE		
Connection Options				2.5	2.5mm²
Multi Entry / Exit	Double Wire Entry to Plug		21		
	Double Wire Entry to Two Plugs		22		
	Two Level Double Wire Entry to Two Plugs		22D		
	Two Level Double Wire Entry to Two Plugs (Equipotential Bonding)		22DB		
	Two Level Double Wire Entry To Two Plugs (Phase - PE conductors)		22DLP		
	Double Wire Entry to Two Plugs (Knife Disconnect)		22K		
	Double Wire Entry to Plug (Earth)		21PE		
	Double Wire Entry to Two Plugs (Earth)		22PE		
	Two Level Double Wire Entry to Two Plugs (Equipotential Bonding, Earth)		22DBPE		

Plug Type Options & Ordering Codes

		SCP	-	PT	2.5		GREY
Series		Spring Connection Plug-gable	SCP				
Connection Options							Colours For all available colours, please refer to each individual product.
	Plug Type		PT				
	Bridgeable		PTCC				
	Angled		PTA				
	Earth		PTPE				
	Bridgeable Earth		PTCCPE				
	Engled Earth		PTAPE				
Cross Section		2.5mm²		2.5			
Pole Configuration							
	1		1 Pole				
	/1L		1 Pole Modular Left				
	/1M		1 Pole Modular Middle				
	/1R		1 Pole Modular Right				

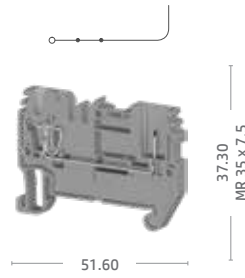
Alternative Colours Available Upon Request, Minimum Order Quantity May Apply



* Certain configurations may not conform to the above

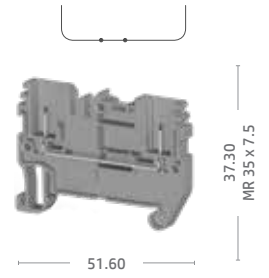
SCP2.5GREY

Width: 5.2 mm



SCPPP2.5GREY

Width: 5.2 mm



Feed Through Terminal Block Wire to Plug

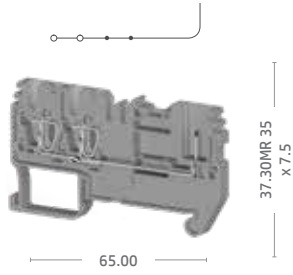
Feed Through Terminal Block Plug to Plug



Electrical Ratings	500 V / 24 A / 2.5 mm ²		500 V / 24 A / 2.5 mm ²	
CE (IEC 61984 / IEC 60947-7-1)				
Connection Data				
Conductor cross section solid (min.-max.)	0.08 - 4 mm ²			
Conductor cross section stranded (min.-max.)	0.14 - 2.5 mm ²			
2 conductors with same cross section, stranded, TWIN ferrules with plastic sleeve	0.5 mm ²			
AWG Conductor	28 - 12			
Insulation Stripping Length (min.-max.)	8 - 10 mm			
Technical Data				
Rated Impulse Voltage / Pollution severity	6/3		6/3	
Insulation material group / Gauge pin code according to IEC 60947-1	1/A3		1/NA	
Protection class / Protection conductor type	IP 20 / -		IP 20 / -	
Ordering Data				
Feed Through Terminal Block	Type	Qty.	Type	Qty.
Feed Through Terminal Block, Earth	SCP2.5GREY	50	SCPPP2.5GREY	50
Accessories				
End Plate	Type	Qty.	Type	Qty.
	EPSCP2.5GREY	50	EPSCP2.5GREY	50
Cross Connectors				
	CCSSCP2.5/2	25	CCSSCP2.5/2	25
	CCSSCP2.5/3	20	CCSSCP2.5/3	20
	CCSSCP2.5/4	15	CCSSCP2.5/4	15
	CCSSCP2.5/5	10	CCSSCP2.5/5	10
	CCSSCP2.5/10	5	CCSSCP2.5/10	5
Separation Plate				
	SCPSP2.5GREY	50	SCPSP2.5GREY	50
Pin Code				
	SCP-CODE	50	SCP-CODE	50
Marking Tags	Refer to our Printer solution		Refer to our Printer solution	

SCP212.5GREY

Width: 5.2 mm



**Feed Through Terminal Block
Double Wire Entry to Plug**

500 V / 24 A / 2.5 mm ²

0.08 - 4 mm ²
0.14 - 2.5 mm ²
0.5 mm ²
28 - 12
8 - 10 mm

6/3
1/A3
IP 20 / -

Type	Qty.
SCP212.5GREY	50

Type	Qty.
EPSCP212.5GREY	50

CCSSCP2.5/2	25
CCSSCP2.5/3	20
CCSSCP2.5/4	15
CCSSCP2.5/5	10
CCSSCP2.5/10	5

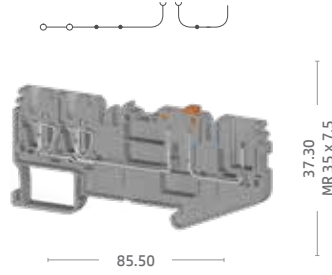
SCPSP212.5GREY	50
----------------	----

SCP-CODE	50
----------	----

Refer to our Printer solution

SCP22K2.5GREY

Width: 5.2 mm



**Knife Disconnect Terminal Block
Double Wire Entry to Plug**

400 V / 24 A / 2.5mm ²

0.08 - 4 mm ²
0.14 - 2.5 mm ²
0.5 mm ²
28 - 12
8 - 10 mm

6/3
1/A3
IP 20 / -

Type	Qty.
SCP22K2.5GREY	50

Type	Qty.
EPSCP222.5GREY	50

CCSSCP2.5/2	25
CCSSCP2.5/3	20
CCSSCP2.5/4	15
CCSSCP2.5/5	10
CCSSCP2.5/10	5

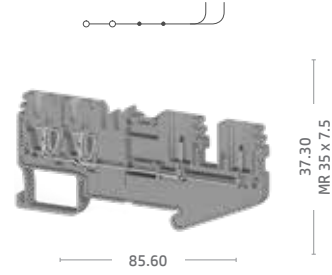
SCPSP222.5GREY	50
----------------	----

SCP-CODE	50
----------	----

Refer to our Printer solution

SCP222.5GREY

Width: 5.2 mm



**Feed Through Terminal Block
Double Wire Entry to Two Plugs**

500 V / 24 A / 2.5mm ²

0.08 - 4 mm ²
0.14 - 2.5 mm ²
0.5 mm ²
28 - 12
8 - 10 mm

6/3
1/A3
IP 20 / -

Type	Qty.
SCP222.5GREY	50

Type	Qty.
EPSCP222.5GREY	50

CCSSCP2.5/2	25
CCSSCP2.5/3	20
CCSSCP2.5/4	15
CCSSCP2.5/5	10
CCSSCP2.5/10	5

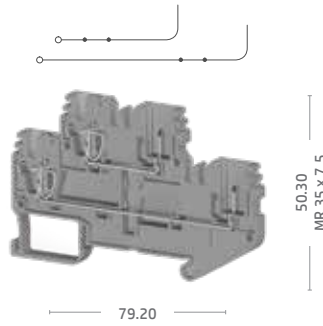
SCPSP222.5GREY	50
----------------	----

SCP-CODE	50
----------	----

Refer to our Printer solution

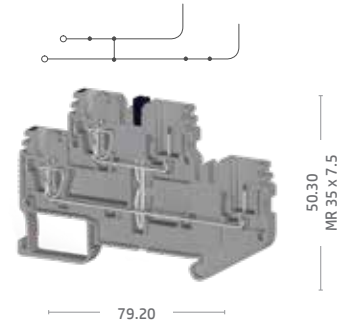
SCP22D2.5GREY

Width: 5.2 mm



SCP22DB2.5GREY

Width: 5.2 mm



Feed Through Two-Level Terminal Block Double Wire Entry to Two Plugs

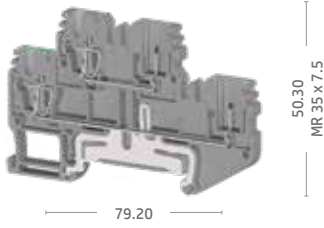
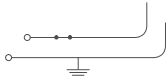
Feed Through Two-Level Terminal Block Double Wire Entry To Two Plugs Vertically Bridged



Electrical Ratings	500 V / 24 A / 2.5 mm ²		500 V / 24 A / 2.5 mm ²	
CE (IEC 61984 / IEC 60947-7-1)				
Connection Data				
Conductor cross section solid (min.-max.)	0.08 - 4 mm ²		0.08 - 4 mm ²	
Conductor cross section stranded (min.-max.)	0.14 - 2.5 mm ²		0.14 - 2.5 mm ²	
2 conductors with same cross section, stranded, TWIN ferrules with plastic sleeve	0.5 mm ²		0.5 mm ²	
AWG Conductor	28 - 12		28 - 12	
Insulation Stripping Length (min.-max.)	8 - 10 mm		8 - 10 mm	
Technical Data				
Rated Impulse Voltage / Pollution severity	6/3		6/3	
Insulation material group / Gauge pin code according to IEC 60947-1	1/A3		1/A3	
Protection class / Protection conductor type	IP 20 / -		IP 20 / -	
Ordering Data				
Feed Through Terminal Block	Type	Qty.	Type	Qty.
Feed Through Terminal Block, Earth	SCP22D2.5GREY	50	SCP22DB2.5GREY	50
Accessories				
End Plate	Type	Qty.	Type	Qty.
	EPSCP22D2.5GREY	25	EPSCP22D2.5GREY	25
Cross Connectors	Type	Qty.	Type	Qty.
	CCSSCP2.5/2	25	CCSSCP2.5/2	25
	CCSSCP2.5/3	20	CCSSCP2.5/3	20
	CCSSCP2.5/4	15	CCSSCP2.5/4	15
	CCSSCP2.5/5	10	CCSSCP2.5/5	10
	CCSSCP2.5/10	5	CCSSCP2.5/10	5
Separation Plate	Type	Qty.	Type	Qty.
	SCPSP22D2.5GREY	50	SCPSP22D2.5GREY	50
Pin Code	SCP-CODE	50	SCP-CODE	50
Marking Tags	Refer to our Printer solution		Refer to our Printer solution	

SCP22DLP2.5GREY

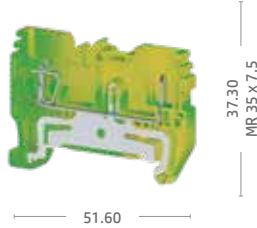
Width: 5.2 mm



**Feed Through Two-Level Terminal Block
Double Wire Entry To Two Plugs
Phase - Protective Earth Conductors**

SCPPE2.5P

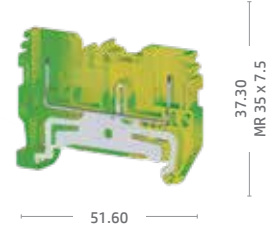
Width: 5.2 mm



**Feed Through Terminal Block
Wire to Plug
Protective Earth**

SCPPPE2.5P

Width: 5.2 mm



**Feed Through Terminal Block
Plug to Plug
Protective Earth**

500 V / 24 A / 2.5mm ² - V / - A / 2.5 mm ²

0.08 - 4 mm ²
0.14 - 2.5 mm ²
0.5 mm ²
28 - 12
8 - 10 mm

6/3
1/A3
IP 20 / - / PE

Type	Qty.
SCP22DLP2.5GREY	50

Type	Qty.
EPSCP22D2.5GREY	25

CCSSCP2.5/2	25
CCSSCP2.5/3	20
CCSSCP2.5/4	15
CCSSCP2.5/5	10
CCSSCP2.5/10	5

SCPSP22D2.5GREY	50
-----------------	----

SCP-CODE	50
----------	----

Refer to our Printer solution

- V / - A / 2.5 mm ²

0.08 - 4 mm ²
0.14 - 2.5 mm ²
0.5 mm ²
28 - 12
8 - 10 mm

6/3
1/A3
IP 20 / PE

Type	Qty.
SCPPE2.5P	50

Type	Qty.
EPSCPPE2.5	50

SCPSP2.5GREY	50
--------------	----

SCP-CODE	50
----------	----

SCP-CODE	50
----------	----

Refer to our Printer solution

- V / - A / 2.5 mm ²

0.08 - 4 mm ²
0.14 - 2.5 mm ²
0.5 mm ²
28 - 12
8 - 10 mm

6/3
1/NA
IP 20 / PE

Type	Qty.
SCPPPE2.5P	50

Type	Qty.
EPSCPPE2.5	50

SCPSP2.5GREY	50
--------------	----


SCP-CODE	50
----------	----

SCP-CODE	50
----------	----

Refer to our Printer solution

SCP21PE2.5P

Width: 5.2 mm


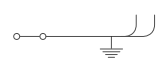


65.00

37.30
MR 35 x 7.5

SCP22PE2.5P

Width: 5.2 mm



85.60

37.30
MR 35 x 7.5

Feed Through Terminal Block Double Wire Entry to Plug Protective Earth


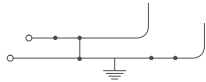
Feed Through Terminal Block Double Wire Entry to Two Plugs Protective Earth



Electrical Ratings	V / A / 2.5 mm ²		V / A / 2.5 mm ²	
CE (IEC 61984 / IEC 60947-7-1)				
Connection Data				
Conductor cross section solid (min.-max.)	0.08 - 4 mm ²		0.08 - 4 mm ²	
Conductor cross section stranded (min.-max.)	0.14 - 2.5 mm ²		0.14 - 2.5 mm ²	
2 conductors with same cross section, stranded, TWIN ferrules with plastic sleeve	0.5 mm ²		0.5 mm ²	
AWG Conductor	28 - 12		28 - 12	
Insulation Stripping Length (min.-max.)	8 - 10 mm		8 - 10 mm	
Technical Data				
Rated Impulse Voltage / Pollution severity	6/3		6/3	
Insulation material group / Gauge pin code according to IEC 60947-1	1/A3		1/A3	
Protection class / Protection conductor type	IP 20 / PE		IP 20 / PE	
Ordering Data	Type	Qty.	Type	Qty.
Feed Through Terminal Block				
Feed Through Terminal Block, Earth				
	SCP21PE2.5	50	SCP22PE2.5	50
Accessories	Type	Qty.	Type	Qty.
End Plate	EPSCP21PE2.5	50	EPSCP22PE2.5	50
Cross Connectors				
	CCSSCP2.5/2	25	CCSSCP2.5/2	25
	CCSSCP2.5/3	20	CCSSCP2.5/3	20
	CCSSCP2.5/4	15	CCSSCP2.5/4	15
	CCSSCP2.5/5	10	CCSSCP2.5/5	10
	CCSSCP2.5/10	5	CCSSCP2.5/10	5
Separation Plate				
	SCPSP212.5GREY	50	SCPSP22 2.5GREY	50
Pin Code				
	SCP-CODE	50	SCP-CODE	50
Marking Tags	Refer to our Printer solution		Refer to our Printer solution	

SCP22DBPE2.5P

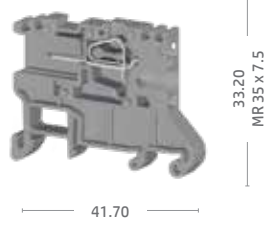
Width: 5.2 mm



Feed Through Two-Level Terminal Block
Double Wire Entry to Two Plugs
Vertically Bridged, Protective Earth

SCP-H02.5


Width: 5.2 mm



Feed Through Terminal Block
Wire to Plug
Horizontal Mount

SCP-FM2.5


Width: 5.2 mm



Feed Through Terminal Block
Wire to Plug
Connector Mount

SCP-HM2.5

Width: 5.2 mm

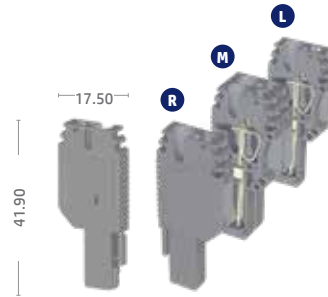


Feed Through Terminal Block
Wire to Plug
Hole Mount

V / A / 2.5 mm ²		500 V / 24 A / 2.5 mm ²		500 V / 24 A / 2.5 mm ²		500 V / 24 A / 2.5 mm ²	
0.08 - 4mm ²		0.08 - 4mm ²		0.08 - 4mm ²		0.08 - 4mm ²	
0.14 - 2.5 mm ²		0.14 - 2.5 mm ²		0.14 - 2.5 mm ²		0.14 - 2.5 mm ²	
0.5 mm ²		0.5 mm ²		0.5 mm ²		0.5 mm ²	
28 - 12		28 - 12		28 - 12		28 - 12	
8 - 10 mm		8 - 10 mm		8 - 10 mm		8 - 10 mm	
6/3		6/3		6/3		6/3	
1/A3		1/A3		1/A3		1/A3	
IP 20 / PE		IP 20 / -		IP 20 / -		IP 20 / -	
Type	Qty.	Type	Qty.	Type	Qty.	Type	Qty.
SCP22DBPE2.5	25	SCPH02.5GREY	50	SCPFM2.5GREY	50	SCPHM2.5GREY	50
Type	Qty.	Type	Qty.	Type	Qty.	Type	Qty.
EPSCP22DBPE2.5	25	EPSCPPT2.5GREY	50	EPSCPFH2.5GREY	50	EPSCPFH2.5GREY	50
CCSSCP2.5/2	25						
CCSSCP2.5/3	20						
CCSSCP2.5/4	15						
CCSSCP2.5/5	10						
CCSSCP2.5/10	5						
SCPSP22D2.5GREY	25						
SCP-CODE	50						
Refer to our Printer solution		Refer to our Printer solution		Refer to our Printer solution		Refer to our Printer solution	

SCP-PT2.5

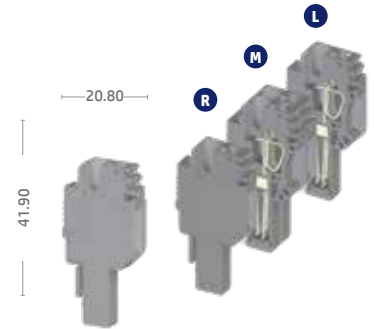
Width: 5.2 mm



One Pole or Modular Composition Plug

SCP-PTCC2.5

Width: 5.2 mm





One Pole or Modular Composition Plug, Cross Connectable



Electrical Ratings CE (IEC 61984 / IEC 60947-7-1)	500V / 24A / 2.5 mm ²	500V / 24A / 2.5 mm ²
Connection Data		
Conductor cross section solid (min.-max.)	0.08 - 4mm ²	0.08 - 4mm ²
Conductor cross section stranded (min.-max.)	0.14 - 2.5 mm ²	0.14 - 2.5 mm ²
2 conductors with same cross section, stranded, TWIN ferrules with plastic sleeve	0.5 mm ²	0.5 mm ²
AWG Conductor	28 - 12	28 - 12
Insulation Stripping Length (min.-max.)	8 - 10 mm	8 - 10 mm
Technical Data		
Rated Impulse Voltage / Pollution severity	6/3	6/3
Insulation material group / Gauge pin code according to IEC 60947-1	1/A3	1/A3
Protection class / Protection conductor type	IP 20 / -	IP 20 / -
Ordering Data	Type Qty.	Type Qty.
■ Plug Wire to Socket, One Pole	SCP-PT2.5/1GREY 50	SCP-PTCC2.5/1GREY 25
■ Plug Wire to Socket, One Pole Modular, Left Hand Side L	SCP-PT2.5/1LGREY 50	SCP-PTCC2.5/1LGREY 20
■ Plug Wire to Socket, One Pole Modular, Middle M	SCP-PT2.5/1MGREY 50	SCP-PTCC2.5/1MGREY 15
■ Plug Wire to Socket, One Pole Modular, Right Hand Side R	SCP-PT2.5/1RGREY 50	SCP-PTCC2.5/1RGREY 10
■ Plug Wire to Socket, One Pole, Earth	SCP-PTPE2.5 50	SCP-PTCCPE2.5 5
Accessories	Type Qty.	Type Qty.
Cross Connectors		CCSSCP2.5/2 25
		CCSSCP2.5/3 20
		CCSSCP2.5/4 15
		CCSSCP2.5/5 10
		CCSSCP2.5/10 5
Socket Locks	SCP-LOCK1 50 SCP-LOCK2 50	SCP-LOCK1 50 SCP-LOCK2 50
Cable Tie Holder	SCP-HOLD 100	SCP-HOLD 100
Marking Solution	Refer to our Printer Section	Refer to our Printer Section

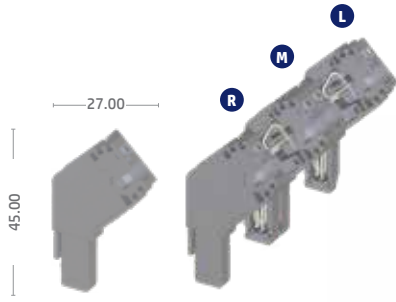
Combination Possibilities

By combining single units of **L-R** products for left and right ends, add desired quantities of **M** products in-between to make your custom sockets.



SCP-PTA2.5

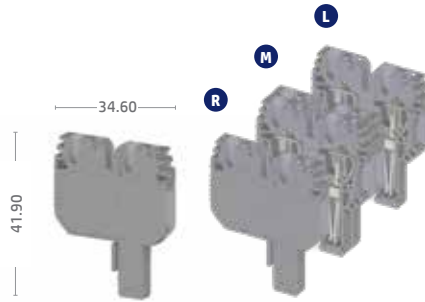
Width: 5.2 mm



One Pole or Modular Composition Plug, 45° Angled

SCP-PTD2.5

Width: 5.2 mm



One Pole or Modular Composition Plug, Double Entry, Cross Connectable

500V / 24A / 2.5 mm ²

0.08 - 4 mm ²
0.14 - 2.5 mm ²
0.5 mm ²
28 - 12
8 - 10 mm

6/3
1/A3
IP 20 / -

Type	Qty.
SCP-PTA2.5/1GREY	50
SCP-PTA2.5/1LGREY	50
SCP-PTA2.5/1MGREY	50
SCP-PTA2.5/1RGREY	50
SCP-PTAPE2.5	50

Type	Qty.

SCP-LOCK1	50
SCP-LOCK2	50

SCP-HOLD	100

Refer to our Printer Section

500V / 24A / 2.5 mm ²

0.08 - 4 mm ²
0.14 - 2.5 mm ²
0.5 mm ²
28 - 12
8 - 10 mm

6/3
1/A3
IP 20 / -



Type	Qty.
SCP-PTD2.5/1GREY	25
SCP-PTD2.5/1LGREY	20
SCP-PTD2.5/1MGREY	15
SCP-PTD2.5/1RGREY	10
SCP-PTDPE2.5	5

Type	Qty.
CCSSCP2.5/2	25
CCSSCP2.5/3	20
CCSSCP2.5/4	15
CCSSCP2.5/5	10
CCSSCP2.5/10	5

SCP-LOCK1	50
SCP-LOCK2	50

SCP-HOLD	100


Refer to our Printer Section



Accessories

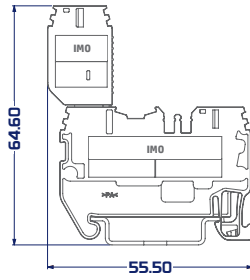
Type		Description
SCP-LOCK1 50 Qty.		Single Plug Lock on Terminal
SCP-LOCK2 50 Qty.		Dual plug Lock on Terminal
SCP-CODE 50 Qty.		Terminal Coding Accessory
SCP-HOLD 100 Qty.		Plug Cable Tie Holder
SCP-CROSS-L 100 Qty.		Terminal Cross-Connection Black
SCP-CROSS-PE 100 Qty.		Terminal Cross-Connection Green
SCP-TEST 50 Qty.		Test Plug For SCP Terminal

Type		Description
SCPSP2.5GREY 50 Qty.		Terminal Separation Plates
SCPSP212.5GREY 50 Qty.		Terminal Separation Plates 2 Entry to Plug
SCPSP222.5GREY 50 Qty.		Terminal Separation Plates 2 Entry to 2 Plug
SCPSP22D2.5GREY 25 Qty.		Terminal Separation Plates 2 Entry to 2 Plug Two Level

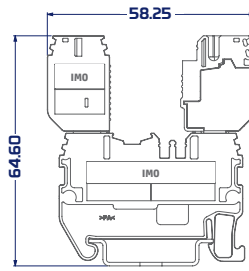


Drawings & Dimensions

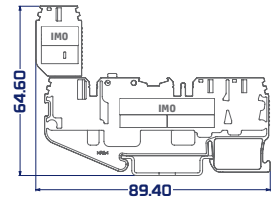
SCP2.5



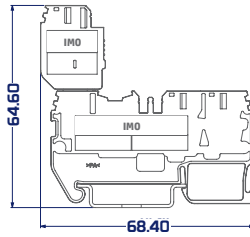
SCPPP2.5



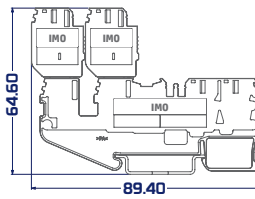
SCP22K2.5



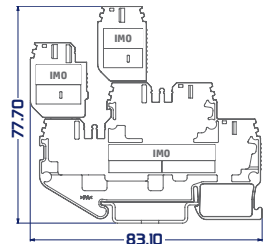
SCP212.5



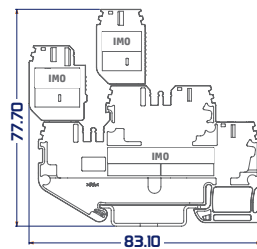
SCP222.5



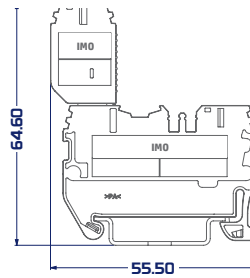
SCP22D2.5



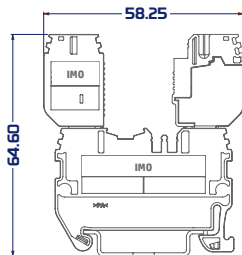
SCP22DLP2.5



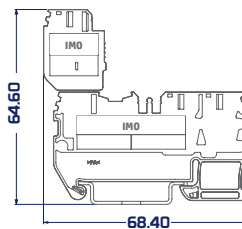
SCPPE2.5P



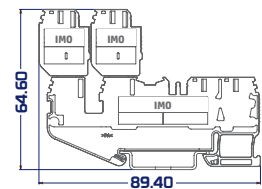
SCPPP2.5



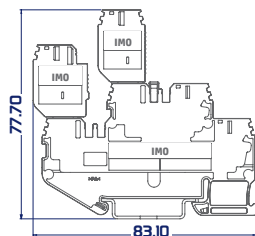
SCP21PE2.5P



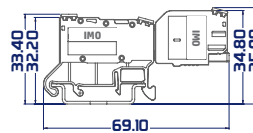
SCP22PE2.5P



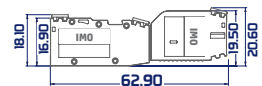
SCP22DPE2.5



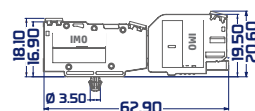
SCPH02.5



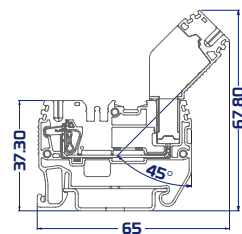
SCPFM2.5



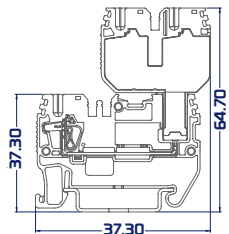
SCPHM2.5



SCPHM2.5



SCPPTD2.5



* All dimensions shown are in millimetres.

Terminals Strips

- To allow marking, label slots are designed according to MT 5 and DG 6/5 Marking Tags (Printer)
- Assembly of the terminal should be made with a maximum screw width of 3mm.


TS1



TS2/2



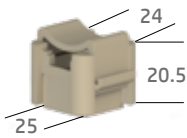
TS2/10



Electrical Ratings	Voltage / Current / Cross-Section	Voltage / Current / Cross-Section	Voltage / Current / Cross-Section
TSE (EN 60998-2-1)	400 V ~ / 24 A / 2.5 mm ²	660 V ~ / 41 A / 6 mm ²	660 V ~ / 41 A / 6 mm ²
Insulation Stripping Length (min.-max.)	5 mm	9 mm	9 mm
Torque	0.4 - 0.6 Nm	0.5 - 0.8 Nm	0.5 - 0.8 Nm
Qty.			
Screwdriver	100	100	20
		(0.6 x b3.5)	

Busbar Support Block


BSB1



Dimensions	Material	Qty.
15 x 2	PA66	50
15 x 3	PA66	50
12 x 3	PA66	50
10 x 3	PA66	50

Busbars

BB1/2






BB3

Single Strand Screw Connection : 0,5 2,5 mm
Insulation Stripping Length : 9 mm

Type	Current (A)	Material	Dimensions(mm)	Qty.
BB1	80	E - Cu	15 x 2	1 m
BB1/2	80	E - Cu	15 x 2	50 cm
BB2	140	E - Cu	15 x 3	1 m
BB2/2	140	E - Cu	15 x 3	50 cm
BB3	80	E - Cu	10 x 3	1 m
PBB3	80	Kalay Kaplı E - Cu	10 x 3	1 m

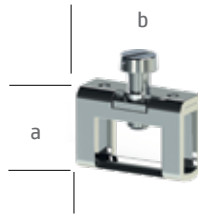
Clamping Yokes and Accessories



CC4

CC10

CC35



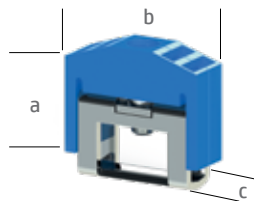
Electrical Ratings				
Cross-Section		4 mm ²	10 mm ²	35 mm ²
Insulation Stripping Length (min.-max.)		16 mm	19 mm	19 mm
Fixing Screw		M 3	M 4	M 6
Busbar Dimensions		10 x 3	10 x 3	10 x 3
Torque		0.5 Nm	1.2 Nm	2.8 Nm
Qty.		200	100	50
Connection Data				
Solid Strand		0.5 ... 6 mm ²	1.5 ... 10 mm ²	16 ... 50 mm ²
Fine Strand		0.5 ... 4 mm ²	2.5 ... 10 mm ²	16 ... 35 mm ²
AWG Conductor		20 ... 10	14 ... 6	4 ... 1
Dimensions				
	a	11.3	17.2	23.3
	b	15.6	15.6	18.2
	c	5.5	8.7	14.4

IBK type clamping yokes are designed with blue insulation covers in order to indicate connection to the N-Lead. The terminals can be used with MT 5 marking tags.

CCB4BLUE

CCB10BLUE

CCB35BLUE



Electrical Ratings				
Cross-Section		4 mm ²	10 mm ²	35 mm ²
Insulation Stripping Length (min.-max.)		16 mm	19 mm	19 mm
Fixing Screw		M 3	M 4	M 6
Busbar Dimensions		10 x 3	10 x 3	10 x 3
Isolation Width		Blue	Blue	Blue
Torque		0.5 Nm	1.2 Nm	2.8 Nm
Qty.		100	100	50
Connection Data				
Solid Strand		0.5 ... 6 mm ²	1.5 ... 10 mm ²	16 ... 50 mm ²
Fine Strand		0.5 ... 4 mm ²	2.5 ... 10 mm ²	16 ... 35 mm ²
AWG Conductor		20 ... 10	14 ... 6	4 ... 1
Dimensions				
	a	14.1	19.9	8.8
	b	18.8	18.8	31.7
	c	6.4	8.5	14.1

CCB type clamping yokes are designed with yellow - green insulation covers to emphasise the protection. The terminals can be used with MT 5 marking tags.



CE


Electrical Ratings			
Cross-Sec.	4 mm ²	10 mm ²	35 mm ²
Insulation Stripping Length (min.-max.)	16 mm	19 mm	19 mm
Fixing Screw	M 3	M 4	M 6
Busbar Dimensions	10 x 3	10 x 3	10 x 3
Isolation Width	Yellow-Green	Yellow-Green	Yellow-Green
Torque	0.5 Nm	1.2 Nm	2.8 Nm
Qty.	100	100	50
Connection Data			
Solid Strand	0.5 ... 6 mm ²	1.5 ... 10 mm ²	16 ... 50 mm ²
Fine Strand	0.5 ... 4 mm ²	2.5 ... 10 mm ²	16 ... 35 mm ²
AWG Conductor	20 ... 10	14 ... 6	4 ... 1
Dimensions			
	a	14.1	19.9
	b	18.8	18.8
	c	6.4	8.5

Marking Strip for Terminal Blocks

Product	Color	Width (mm)	Length (m)	Qty.
SLF-P1W	White	11.2	15	1




Group Marking for Multilevel Practical Spring Clamp Terminals

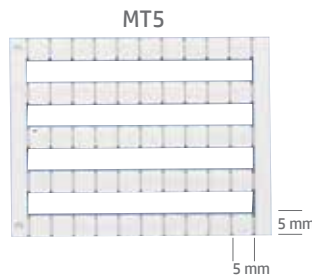

Product	Description	Compatible with	Qty.
 GMPF2	Group Marking Carrier (two levels) Beige	PFD2.5 / PFD2.5V / PFT3 / PFT2E / PFT3E / PFD2.5LD	50
 GMPF2GREY	Group Marking Carrier (two levels) Grey	PFD2.5 / PFD2.5V / PFT3 / PFT2E / PFT3E / PFD2.5LD	50
 GMPF2ORANGE	Group Marking Carrier (two levels) Orange	PFD2.5 / PFD2.5V / PFT3 / PFT2E / PFT3E / PFD2.5LD	50
 GMPF3	Group Marking Carrier (three levels) Beige	PFD2.5 / PFT2E / PFT3E	50
 GMPF3GREY	Group Marking Carrier (three levels) Grey	PFD2.5 / PFT2E / PFT3E	50
 GMPF3ORANGE	Group Marking Carrier (three levels) Orange	PFD2.5 / PFT2E / PFT3E	50
 GMPF-2	Group Marking Carrier (two levels) Beige	PFD4	25
 GMPF-2GREY	Group Marking Carrier (two levels) Grey	PFD4	25
GMPF-2ORANGE	Group Marking Carrier (two levels) Orange	PFD4	25
GMS	Group Marking Carrier for Screw Terminals - Grey	ER2.5, ER10, ER4, ER6, ER25P, ER35I, ER35IA, ER16G, ER16, ER35P, ERPEY2.5/4, ERPEY6, ERPEY10, ERPE35P, ERPEY35, ERPE35A, ER2.5P, ER4P, ER2.5DD, ERPE2.5P, ERPE4P, ERDTPE2.5, ERDTPE4, ERPE10PSD4, ER10SD4, ER4DDCC, ER2.5FDD, ERB95, ERB150, ERB240, ERD2.5, ERPED2.5, ERD4, ERDED4, ERTD4, ERTD2.5DD, ERTD4DD, ERTD6B, ERWT3C, ERWT1, ERWT15	100

Terminal Block Marking Tags

Product	Print Area	Print Area (mm)	Color	Qty.
MT10/4	Plate	10 x 4	White	500
MT5	Plate	5 x 5	White	500
MT10/5	Plate	10 x 5	White	510
MT10/6	Plate	10 x 6	White	510
MT10/6.5	Plate	10 x 6.5	White	510
DG10/5	Plate	10 x 5	White	440
DG10/6	Plate	10 x 6	White	360
DG6/5	Plate	6 x 5	White	400
DG7/5	Plate	7 x 5	White	440
DG10/5 T	Plate	10 x 5	White	440
DG10/6 T	Plate	10 x 6	White	360
DG10/8	Plate	10 x 8	White	260
DG10/10	Plate	10 x 10	White	200
DK20/9	Plate	20 x 9	White	240
MT6/4	Plate	6 x 4	White	500



Marking Tags with Standard Print



Type	Description
MT5-0	0
MT5-1	1
MT5-2	2
MT5-3	3
MT5-4	4
MT5-5	5
MT5-6	6
MT5-7	7
MT5-8	8
MT5-9	9
MT5-10	10
MT5-1-10	1 - 10
MT5-11-20	11 - 20
MT5-21-30	21 - 30
MT5-31-40	31 - 40
MT5-41-50	41 - 50
MT5-51-60	51 - 60
MT5-61-70	61 - 70
MT5-71-80	71 - 80
MT5-81-90	81 - 90
MT5-91-100	91 - 100
MT5-10-100	10, 20, 30...100
MT5-1-50	1 - 50
MT5-51-100	51 - 100
MT5-101-150	101 - 150
MT5-151-200	151 - 200
MT5-201-250	201 - 250
MT5-251-300	251 - 300
MT5-301-350	301 - 350

TypeQ	Description
MT5-351-400	351-400
MT5-401-450	401-450
MT5-451-500	451-500
MT5-501-550	501-550
MT5-551-600	551-600
MT5-601-650	601-650
MT5-651-700	651-700
MT5-701-750	701-750
MT5-751-800	751-800
MT5-801-850	801-850
MT5-851-900	851-900
MT5-901-950	901-950
MT5-951-999	951-999
MT5-A	A
MT5-B	B
MT5-C	C
MT5-D	D
MT5-E	E
MT5-F	F
MT5-G	G
MT5-H	H
MT5-I	I
MT5-J	J
MT5-K	K
MT5-L	L
MT5-M	M
MT5-N	N
MT5-O	O
MT5-P	P

Type	Description
MT5-Q	Q
MT5-R	R
MT5-S	S
MT5-T	T
MT5-U	U
MT5-V	V
MT5-W	W
MT5-X	X
MT5-Y	Y
MT5-Z	Z
MT5-L1	L1
MT5-L2	L2
MT5-L3	L3
MT5-RSTN-EARTH	RSTN $\frac{\perp}{\perp}$
MT5-MP	Mp
MT5+	+
MT5-	-
MT5-EARTH	$\frac{\perp}{\perp}$
MT5-PE	PE
MT10/6.5-1-10	1 - 10
MT10/6.5-11-20	11 - 20
MT10/6.5-21-30	21 - 30
MT10/6.5-31-40	31 - 40
MT10/6.5-41-50	41 - 50
MT10/6.5-51-60	51 - 60
MT10/6.5-61-70	61 - 70
MT10/6.5-71-80	71 - 80
MT10/6.5-81-90	81 - 90
MT10/6.5-91-100	91 - 100

Labeling with Plotter for Screw Type Terminals



Recommended Marking Tag
Compatible Marking Tag

General Features						
Dimensions	10 x 5	10 x 5	10 x 6	10 x 6	6 x 5	10 x 8
Quantity	440	440	360	360	400	260



Recommended Marking Tag
Compatible Marking Tag

General Features						
Dimensions	10 x 10	10 x 4	5 x 5	10 x 5	10 x 6	10 x 6.5
Quantity	200	500	500	500	500	500

Labeling with Plotter for Push Fit Terminals



Recommended Marking Tag
Compatible Marking Tag

General Features						
Dimensions	10 x 4	10 x 5	10 x 5	10 x 6	10 x 6	6 x 5
Quantity	500	440	440	360	360	400

Labeling with Plotter for Push Fit Terminals

DG10/8



DG10/10



MT5



MT10/5



MT10/6



MT10/6.5



Recommended Marking Tag
Compatible Marking Tag

General Features						
Dimensions	10 x 8	10 x 10	5 x 5	10 x 5	10 x 6	10 x 6.5
Quantity	260	200	500	500	500	500

DG10/5



DG10/5T



DG10/6



DG 10/6T



DG6/5



DG10/8



Recommended Marking Tag
Compatible Marking Tag

General Features						
Dimensions	10 x 5	10 x 5	10 x 6	10 x 6	6 x 5	10 x 8
Quantity	440	440	360	360	400	160

DG10/10



MT5



MT10/5



MT10/6



MT10/6.5



Recommended Marking Tag
Compatible Marking Tag

General Features					
Dimensions	10 x 10	5 x 5	10 x 5	10 x 6	10 x 6.5
Quantity	200	500	500	500	500

Cable Marking Tags Marking Plates

KIP 10 W



KIP 15 W



KIP 18 W



KIP 23 W



KIP 30 W



General Features					
Dimensions	10 x 4	15 x 5	18 x 4	23 x 4	30 x 4
Quantity	480	480	240	240	240

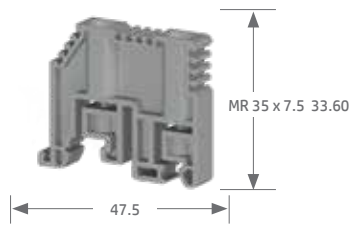
Marking System



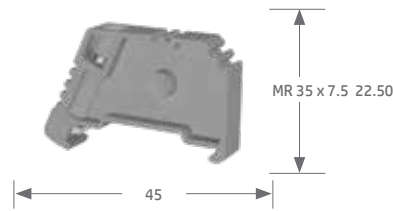
Part Number	Description 1	Description 2	Quantity
MG-MARKINGENIUS	Marking Genius MG3	Thermal Transfer Printer	1
MG2-ETR-991600	Black Ribbon for MG3 Printer	120mm, 200M	1
MG-CPM-01-41090N	TB Markers 5x10mm white single	Rigid PVC	1960
MG-CPM-01-41094	TB Markers 5x7mm white single	Rigid PVC	1960
MG-CPM-01-41095	TB Markers 6x10mm white single	Rigid PVC	1680
MG-17.5-A-990824	Modular Legends 15x107.5mm	Self Adhesive Precut White	175
MG-KMP-038-48950-015	Wraparound cable marker White	Precut, Self Adhesive 10x15mm	600
MG-KMP-050-48951-023	Wraparound cable marker White	Precut, Self Adhesive 15x23mm	400
MG-TAA-49192N	Legends 15x17mm precut white	Self Adhesive	1050
MG-TAA-49193N	Legends 15x27mm precut white	Self Adhesive	700
MG-TAP-47090N	Legends 15x17mm precut white	Rigid PVC	1050
MG-TAP-47091N	Legends 15x27mm precut white	Rigid PVC	1400
MG-VYT-44895	Labels 9x15mm precut white	Self Adhesive	3500
MG-VYT-44896N	Labels 9x20mm precut white	Self Adhesive	2750
MG-VYT-46910N	Labels 9x35mm precut white	Self Adhesive	1650
MG-VYT-46915	Labels 6x15mm precut white	Self Adhesive	5250
MG-VYT-46927	Labels 5x12mm precut white	Self Adhesive	6000
MG2-TDMO-01-40390	Clip On Cable Tag	White 4x12mm	880
MG2-TDMO-03-40590	Clip On Cable Tag	White 4x12mm	560
PLA-35102N	Rectangular Legend Base	17x30mm Self Adhesive Black	100
RTA-TAP-990525N	Legend rail 15mm, 1M length	Black, Self adhesive	25
RTR-TAP-9905240	Legend rail 15mm, 1M length	Black, Pre-drilled	25
TPD-420280	Document holder 235x280mm	Self adhesive or rivet fixing	5
MG-CPM-04-41390N	SRSI socket Markers 5x10mm	white single Rigid PVC	1680
MG-CPM-12-46390	TB Marker 4.2x9mm white single	56 per sheet, 1960 per box	1960
MG-CPM-12-46391	TB Marker 4.2x6mm white single	56 per sheet, 1960 per box	1960
MG-SIGNS-VY-990740	62mm Emergency Stop Yellow	PVC Film Self Adhesive	50
MG2-TDMO-02-40490	Clip On Cable Tag	White 4x12mm	640
RT-CCP-990504	Clear PVC 17x1000	Cover for FT*-TAP	25
RT-CCPS-990735	Clear PVC 17x1000	Cover for FT*-TAP	25
MG-17.5-R-990766N	Legend 15x35mm	White PVC	1050
MG-TAP-47098	Legend 15x32mm	White PVC	1050
MG-TAP-47198	Legend 15x43mm	White PVC	700
MG-TAP-CCS-990521	Legend Cover 15 x 27mm	Transparent cover for PT,PL,RT	360
MG2-CKP-991670	Print Head Cleaning Kit	For Marking Genius MG3	1
MG2-ETR-991606	Printer Ribbon - White	For Marking Genius MG3	1
MG-KMP038-48950-023	Cable Marker 38x23mm	White, PVC Film	400
MG-CPM-04-41391	Terminal Marker 6x10mm	White, Polycarbonate, For	1344
MG-CPM-04-41396	Terminal Marker 8x10mm	White, Polycarbonate, For	1120
MG-SPM-02-43291	Component Marker 7x20mm	White, Polycarbonate, For	360
MG-PTSA-15100	Push Button Legend 40x30mm	Black, PVC Adhesive	150
MG-PTS-15090	Push Button Legend 40x30mm	White, PVC Adhesive	300
MG-PTSA-15101	Push Button Legend 50x30mm	Black, PVC Adhesive	150
PTPSA-22-34602	Push Button Base 17 x 30mm	Black, PVC Adhesive	100
MG-TAA-49196	Legend 7x20mm	White, PVC Adhesive	1500
MG-VRT-A-88103	Legend 52x107mm	Black, PVC Adhesive	50
MG-VRT-A-88116	Legend 25x50mm	Black, PVC Adhesive	200
MG-ETF-54192	Cable Marker White	Precut, Tie On, 13x57mm	700
MG-TDM-01-40191	Cable Marker White	One piece, Push On, 4x16mm	800
MG2-TDMO-01-40391	Cable Marker White, d=2-2.9	One piece, Clip On, 4x16mm	880
MG2-TDMO-02-40491	Cable Marker White, d=2.9-3.5	One piece, Clip On, 4x16mm	640
MG-CPM-01 41044	TB Markers 5x7mm yellow single	Rigid PVC	1960
MG-CPM-01 41040N	TB Markers 5x10mm yellow	single Rigid PVC	1960
MG2-WTB-99100	MG2 Support Plate	For MG-CPM-05, 12	1
MG-CPM-01-41090N	TB Markers 5x10mm yellow	Single Rigid PVC	1960
MG-VYT-46427	Labels 5x12mm precut yellow	Self Adhesive	6000

End Brackets

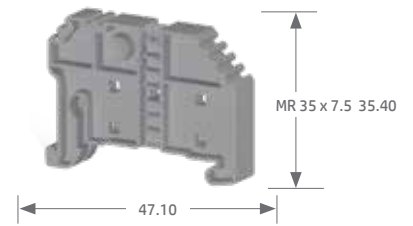
ES3



ES1

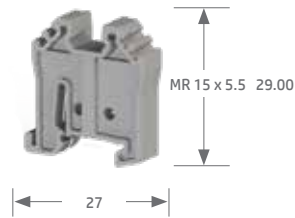


ES4

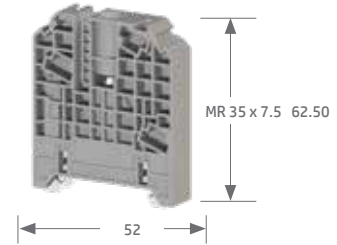


Product Code	ES3GREY ES3BEIGE	ES1GREY ES1BEIGE	ES4GREY ES4BEIGE
	Screw-type end bracket mounted on MR32 and MR 35 types of DIN-rail. Can be used together with Screw Connection feed-through one level terminals.	Screw-type end bracket mounted on MR 35 type of DIN-rail. Can be used together with Screw Connection feed-through one level terminals.	Screwless end bracket mounted on MR 35 type of DIN-rail. Can be used together with Spring Clamp and Practical Spring Clamp feed-through terminals.
Qty.	100	100	100

ES5

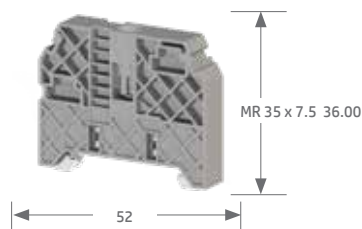


ES6

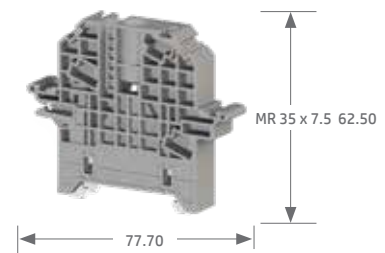


Product Code	ES5GREY ES5BEIGE	ES6GREY ES6BEIGE
	Screwless end bracket mounted on MR 15 type of DIN-rail. Can be used together with Mini Screw Connection and Mini Spring Clamp feed-through terminals.	Screw-type end bracket mounted on MR 35 type of DIN-rail. Can be used together with feed-through terminals for big cross-sections.
Qty.	100	50

ES7



ES6T



Product Code	ES7GREY ES7BEIGE	ES6TGREY ES6TBEIGE
	Screw type end bracket mounted on MR 35 type of DIN-rail. Can be used together with feed-through terminals for small and middle cross-sections.	Screw type end bracket mounted on MR 35 type of DIN-rail. Can be used together with feed-through terminals for high cross-sections. Provides distribution block with 10x3 mm busbar.
Qty.	50	50

Separation Plate

SP2.5-10



SP16



SP16G



Product Code	SP2.5-10GREY	SP16GREY	SP16GGREY
	SP2.5-10BEIGE	SP16BEIGE	SP16GBEIGE
Technical Data			
Insulating material	PA	PA	PA
Inflammability class according to UL 94	V2	V2	V2
Packing unit (pcs.)	25	25	25
Continuous operating temp. max.	120°C	120°C	120°C
Continuous operating temp. min.	-55°C	-55°C	-55°C
Dimensions (mm)			
Width	1.2	1.5	1.5
Length	42.70	49.40	52.80
Height	39	45	50.70

SP35P



SP2.5-6IR



SP25IR



Product Code	SP35PGREY	SP2.5-6IRGREY	SP25IRGREY
	SP35PBEIGE	SP2.5-6IRBEIGE	SP25IRBEIGE
Technical Data			
Insulating material	PA	PA	PA
Inflammability class according to UL 94	V2	V0	V0
Packing unit (pcs.)	10	25	25
Continuous operating temp. max.	120°C	120°C	120°C
Continuous operating temp. min.	-55°C	-55°C	-55°C
Dimensions (mm)			
Width	1.5	1.5	2
Length	52.80	55.70	109
Height MR 35x7,5	63.70	59	69.80
Height MR 35x15	71.20	66.50	77.30
Height MR 32	68.30	63.60	74.40



Separation Plate

SPPF2.5-4



SPPF6



SPPF10



Product Code	SPPF2.5-4GREY	SPPF6GREY	SPPF10GREY
	SPPF2.5-4BEIGE	SPPF6BEIGE	SPPF10BEIGE
Technical Data			
Insulating material	PA	PA	PA
Inflammability class according to UL 94	V2	V2	V2
Packing unit (pcs.)	25	25	25
Continuous operating temp. max.	120°C	120°C	120°C
Continuous operating temp. min.	-55°C	-55°C	-55°C
Dimensions (mm)			
Width	2	2	2
Length	65,50	75,60	85,40
Height MR 35x7,5	47,20	49,40	54,20
Height MR 35x15	54,70	56,90	61,70
Height MR 32	-	-	-

ES6P



Product Code	ES6PGREY
	ES6PBEIGE
Technical Data	
Insulating material	PA
Inflammability class according to UL 94	V2
Packing unit (pcs.)	10
Continuous operating temp. max.	120°C
Continuous operating temp. min.	-55°C
Dimensions (mm)	
Width	2,10
Length	75
Height MR 35x7,5	85,50
Height MR 35x15	93
Height MR 32	90,10

**HAVE YOU SEEN OUR
CUSTOM-MADE CABLE
ASSEMBLIES & LOOMS?**



Scan this QR code using your
smartphone to view our
Cable Assembly Service

Modular Group Markers

GM1-1



GM1-2



GM2-2



GM3-3



Product	GM1-1BEIGE	GM1-2	GM2-2	GM3-3
Qty.	25	25	25	50

GM type modular group markers provide flexible solutions for the marking of terminal blocks. Four different group markers are designed which can be mounted on ES4, ES6, ES6A and ES7 type end-brackets. GM3 type group marker can only be used with ES7 end bracket.

Group Markers

GM



GMTR

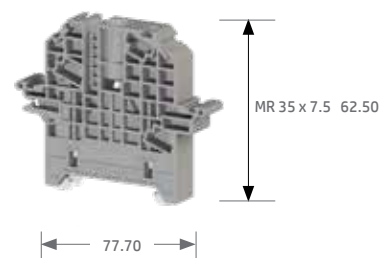


Product	Description	Color	Qty.
GMBEIGE	Group Marker MR 32/MR 35	Beige	50
GMGREY	Group Marker MR 32/MR 35	Grey	50
GMTR	Group Marker MR 32/MR 35 (Transparent)	Transparent	50

ES6A

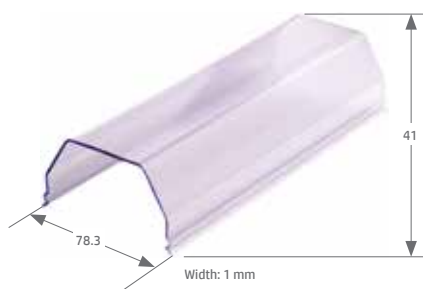
Product Code	ES6AGREY ES6ABEIGE
Qty.	50

Screw-type end bracket mounted on MR 35 type of DIN-rail. Can be used together with feed-through terminals for big cross-sections.



Cover for ES6A

Product Code	Color	Qty.
ES6CCLEAR	Transparent Cover	1




Sealing Pin for ES6A

Product Code	Color	Qty.
ES6CORANGE	Orange Sealing Pin	100



Holding Plate for Cover ES6CCLEAR

Product Code	Color	Qty.
ES6PGREY	Grey	10
ES6PBEIGE	Beige	10



Rail Adaptor DRA10

Product Code	Color	Qty.
DRA10GREY	Grey	50
DRA10BEIGE	Beige	50



Small Partition

Product Code	Color	Qty.
SP1GREY	Grey	100
SP1BEIGE	Beige	100




Test Plugs and Sockets



Warning Labels

WL1

Warning label, yellow with symbol



WL2

Warning label, yellow without symbol




WL3

Warning label, white with symbol



Product
TF2
TF2.3
TSK1
TSK3
TF4
TSK4
TSK7
ITK28
TSK8
ITK32
TSK9
TSK10
ITK35
TSK6

Mounting Rails, Brackets & Assembly



Product	DINRAIL1M-UNSLOT	DINRAIL1M-SLOT	DINRAIL2M-UNSLOT	TS35x7.5DINRAIL
Unit Length (m)	1	1	2	2
Description	Non-Slotted	Slotted	Non-Slotted	Slotted
Specification	Electrolytic Zinc-Coated	Electrolytic Zinc-Coated	Electrolytic Zinc-Coated	Electrolytic Zinc-Coated

Product	DINRAIL2MG-UNSLOT	DINRAIL2MG-SLOT
Unit Length (m)	2	2
Description	Non-Slotted	Slotted
Specification	Galvanized	Galvanized

DINBRACKET M5/M6



Flexible Solutions For Customer Applications

IMO Precision Controls are able to offer pre-assembled rail assemblies, built to customers' exact specifications.



IMO Assembly Division


To satisfy an ever-growing trend in the market, IMO have established an Assembly Division to provide solutions to customer requirements for components pre-assembled onto mounting rails, or into enclosures.

IMO are in a position to offer customised solutions which can also include many other control components such as Contactors, Relays, Timers, Miniature Circuit Breakers, etc.

Whatever your requirement, from a simple, single rail to a complex solutions, contact IMO for help and assistance.



Online Tutorials & Product Overviews



Scan me to watch this video
on our SCP range


IMO DIN Rail Terminals

IMO's DIN Rail terminals offering is one of the largest available anywhere in the world, and has undergone continuous development in order to bring to you the ranges that we have today. Made from the finest quality materials, and carrying approvals from the most rigorous examiners around the world, the IMO DIN Rail terminal range are suitable for use in virtually any application including tropical and open-air applications, and even explosive atmospheres with our range of ATEX approved terminals.

Our range includes traditional screw-clamp terminals, starting with the T15 mini terminals, and progressing through the ER series which include earth terminals, high current, multi deck, sensor, disconnect, fuse, distribution and test/disconnect terminals. We also offer the PF (Push Fit) terminals which provide a time saving alternative to the standard screw clamp, and our latest addition to the range, the SCP (Spring Connection Pluggable) series which offers a totally new innovation in connection technology utilising socket mounting.

IMO DIN Rail Terminal Benefits

- ✓ Huge selection of terminals and connection types
- ✓ Manufactured from the highest quality materials
- ✓ Wide range of approvals
- ✓ Complete range of markers and accessories



Index

Type	Page
ER10	23
ER10IF	51
ER10SD4	36
ER150	53
ER150IA	55
ER16	23
ER16P	24
ER16PV	46
ER2.5	22
ER2.5CC	31
ER2.5DD	31
ER2.5F	44
ER2.5FDD	44
ER2.5IR	48
ER2.5IRK	48
ER2.5P	30
ER2.5SKT	45
ER2.5SKTD	45
ER2.5-T15	40
ER240	53
ER240IA	55
ER25IR	50
ER25IRM6	50
ER25P	24
ER35I	25
ER35IA	25
ER35P	25
ER35PV	46
ER4	22
ER4CC	31
ER4DDCC	37
ER4N	31
ER4P	30
ER4SD	36
ER4-T15	40
ER50	52
ER50IA	54
ER50PV	47
ER6	23
ER6IF	51
ER6IR	49
ER6IRK	49
ER70GPV	47
ER70IA	54
ER70P	52
ER70PV	47
ER95	53
ER95IA	55
ERB150	56
ERB240	57
ERB95	56
ERD10	61
ERD2.5	58
ERD2.5D (R)	59
ERD2.5LD	59
ERD2.5V	58
ERD4	60
ERD4D (R)	61
ERD4H	61
ERD4LD	61
ERD4V	60
ERDT10/16-3	81
ERDT10/16	80

Type	Page
ERDT10/16-2	81
ERDT10/16-4	81
ERDT10/16-5	81
ERDTPE2.5	35
ERDTPE4	34
ERDT-S10/16	80
ERF2	82
ERF2LD	82
ERF3	83
ERF3LD	83
ERF3M	83
ERF3MLD	83
ERF4	85
ERF4LD	85
ERF5	85
ERF5LD	85
ERFD4DDLD	84
ERPE10PSD4	29
ERPE16P	27
ERPE2.5IR	49
ERPE2.5NEP	33
ERPE2.5P	32
ERPE2.5-T15	42
ERPE35A	28
ERPE35P	27
ERPE4NEP	33
ERPE4P	32
ERPE4-T15	42
ERPE50	28
ERPE6IR	49
ERPED2.5	62
ERPED4	62
ERPEY10	27
ERPEY2.5/4	26
ERPEY35	27
ERPEY6	26
ERT2E	64
ERT3	64
ERT3E	65
ERT3S	65
ERT3SLD	65
ERT3SLDP	65
ERTD2	66
ERTD2.5	67
ERTD2.5DD	67
ERTD2.5SD	67
ERTD3	69
ERTD3B	70
ERTD3M	70
ERTD4	66
ERTD4A	69
ERTD4DD	68
ERTD4SD	67
ERTD4SKT	68
ERTD4SKTD	69
ERTD6B	69
ERTW1-1N	72
ERW1-1TN	73
ERWT1-0N	72
ERWT1-2TN	73
ERWT1S-0N	73
ERWT1S-1N	73
ERWT1S-1TN	74

Type	Page
ERWT2-0N	74
ERWT2-1N	75
ERWT2-1TN	75
ERWT2-2N	75
ERWT2-2TN	75
ERWT2C-0N	76
ERWT3C-0N	76
ERWT3C-1N	77
ERWT3C-1TN	77
ERWT3C-2N	77
ERWT3C-2TN	77
ERWT4CC-2TN	78
ERWT6-2TN	78
ERWT6IR-2N	79
ERWT6M-2TN	79
ERWT6MIR-2N	79
ERY10	39
ERY4	38
ERY6	38
PF1.5	88
PF10	89
PF16	89
PF2.5	88
PF4	89
PF6	89
PFD1.5C	105
PFD1.5PE	104
PFD1.5SD	104
PFD2.5	94
PFD2.5C	106
PFD2.5CPE	106
PFD2.5D	95
PFD2.5DR	95
PFD2.5E	105
PFD2.5LD-220VAC	95
PFD2.5LD-24VDC	95
PFD2.5PE	105
PFD2.5V	94
PFD4	96
PFD4C	107
PFD4CPE	107
PFD4E	107
PFD4PE	107
PFD6C	109
PFD6CPE	109
PFD6E	108
PFD6PE	108
PFF4/520	100
PFF4/525	100
PFF4632	102
PFF4LD520-220VAC	101
PFF4LD520-24VDC	101
PFF4LD525-220VAC	101
PFF4LD525-24VDC	101
PFF4LD632-220VAC	103
PFF4LD632-24VDC	102
PFM2.5	93
PFM2.5T	93
PFMR2.5	92
PFPE1.5P	90
PFPE10P	91
PFPE16P	91
PFPE2.5P	90

Type	Page
PFPE4P	91
PFPE6P	91
PFT	92
PFT2E	97
PFT3	96
PFT3E	97
PFT3S	98
PFT3SLDN	98
PFT3SLDP	99
PFTD2.5	103
PFTD2.52	103
PFTD2.54	103
SCP2.5GREY	114
SCP212.5GREY	115
SCP21PE2.5P	118
SCP222.5GREY	115
SCP22D2.5GREY	116
SCP22DB2.5GREY	116
SCP22DBPE2.5P	119
SCP22DLP2.5GREY	117
SCP22K2.5GREY	115
SCP22PE2.5P	118
SCP-FM2.5	119
SCP-HM2.5	119
SCP-HO2.5	119
SCPPE2.5P	117
SCPPP2.5GREY	114
SCPPPPE2.5P	117
SCP-PT2.5	120
SCP-PTCC2.5	120
SCP-PTD2.5	121

Also Available From IMO


From a single product to a complete application solution, IMO has the product range and knowledge to meet today's most demanding application requirements...



Panel Product Range




Solar Product Range



AC Variable Speed Drives




Automation Product Range



PCB Terminal Blocks



Scan me for more information...



Solar Cube



UL Approved Miniature Circuit Breakers

UL Approved MCBS



HD2 AC Variable Speed Inverters
380V/440V-15kW-500kW (2HP-670HP)

HD2 AC Variable Speed Drive



UK Electric Vehicle Installer Guide

UK EV Installer Guide



FireRaptor Solar Panel Rapid Shutdown Safety Solution

FireRaptor PV Rapid Shutdown

...visit www.imopc.com for a full range of products and downloadable brochures

IMO Worldwide Offices

IMO Precision Controls Limited

The Interchange
Frobisher Way
Hatfield, Herts AL10 9TG
United Kingdom

Tel: 01707 414 444
Fax: 01707 414 445
Email: imo@imopc.com
Web: www.imopc.com

IMO Jeambrun Automation SAS

5, Rue Alfred De Musset
94100
Saint-Maur-Des-Fosses
France

Tel: 0800 912 712 (n° gratuit)
Email: imo-fr@imopc.com
Web: www.imojeambrun.fr

IMO Automazione

Via Belfiore 10,
50144 Firenze (FI)
Italia

Tel: 800 930 872 (toll free)
Email: imo-it@imopc.com
Web: www.imopc.it

IMO Canada

1B-701 Rossland Road East
Suite #608
Whitby, Ontario L1N 9K3
Canada

Tel: 416 639 0709

Email: sales-ca@imopc.com
Web: www.imopc.com

IMO Automation LLC

Steeplechase Industrial Park
Suite E, 5845 Steeplechase Blvd
Cumming, GA 30040
USA

Tel: 404 476 8810

Email: sales-na@imopc.com
Web: www.imoautomation.com

IMO South Africa (Pty) Ltd

Unit 12A, Longclaw Drive
Montague Gardens
Cape Town 7441
South Africa

Tel: 021 551 1787

Email: info@imopc.co.za
Web: www.imopc.co.za

IMO Pacific Pty Ltd

Unit 9, Dillington Pass
Landsdale
Perth WA 6065
Australia

Tel: 1300 34 21 31

Email: sales@imopacific.com.au
Web: www.imopacific.com.au



Errors and omissions excepted. Subject to change without notice. Information correct at time of print.